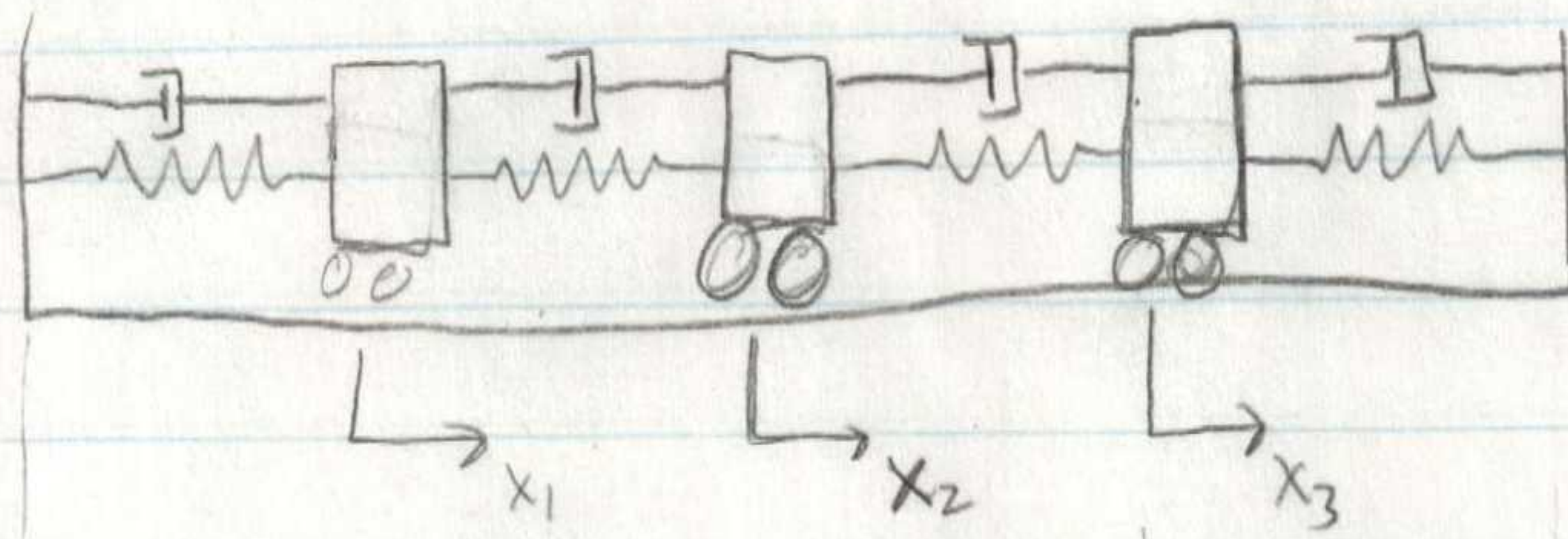


Handout 37] SOLUTION:



①

→ let $m=1$, $k=2$, $C=0.1\sqrt{mk}=0.14$, $F_0=4$

→ Equations of motion:

$$\begin{bmatrix} m & 0 & 0 \\ 0 & m & 0 \\ 0 & 0 & m \end{bmatrix} \ddot{\vec{X}} + \begin{bmatrix} 2C & -C & 0 \\ -C & 2C & -C \\ 0 & -C & 2C \end{bmatrix} \dot{\vec{X}} + \begin{bmatrix} 2K & -K & 0 \\ -K & 2K & -K \\ 0 & -K & 2K \end{bmatrix} \vec{X} = \begin{bmatrix} F_0 \sin \sqrt{\frac{2K}{m}} t \\ 0 \\ 0 \end{bmatrix}$$

M
 C
 K
 f

let $Z = \begin{bmatrix} x_1 \\ x_2 \\ x_3 \\ \dot{x}_1 \\ \dot{x}_2 \\ \dot{x}_3 \end{bmatrix} \rightarrow \dot{Z} = \underbrace{\begin{bmatrix} 0 \\ 0 \\ 0 \\ F \end{bmatrix}}_F + \underbrace{\begin{bmatrix} 0 & I \\ -M^{-1}K & -M^{-1}C \end{bmatrix}}_A Z$

Part A:**Code:**

```
function Handout37()
%Handout 37

%Set up parameters
p.m = 1; p.k = 2; p.c = 0.14; p.F0 = 4;
tspan = linspace(0, 20, 1001);

%Populate M, K, C, F matrices
M = [p.m 0 0; 0 p.m 0; 0 0 p.m];
C = [2*p.c -p.c 0; -p.c 2*p.c -p.c; 0 -p.c 2*p.c];
K = [2*p.k -p.k 0; -p.k 2*p.k -p.k; 0 -p.k 2*p.k];

%Initial conditions start from rest
x0 = [0 0 0]'; v0 = [0 0 0]';

%Set up matrix A
l = length(x0);
A = zeros(2*l, 2*l);
A(1:l, l+1:end) = eye(l);
A(l+1:end, 1:l) = -M^-1*K;
A(l+1:end, l+1:end) = -M^-1*C;
p.A = A;

%Setup and run ODE45
options = odeset('reltol', 10^-6, 'abstol', 10^-6);
z0 = [x0; v0];
[tarray zarray] = ode45(@rhs, tspan, z0, options, p);
%Unpack the positions from zarray
xarray = zarray(:, 1:length(z0)/2);

plot(tarray, xarray);

end

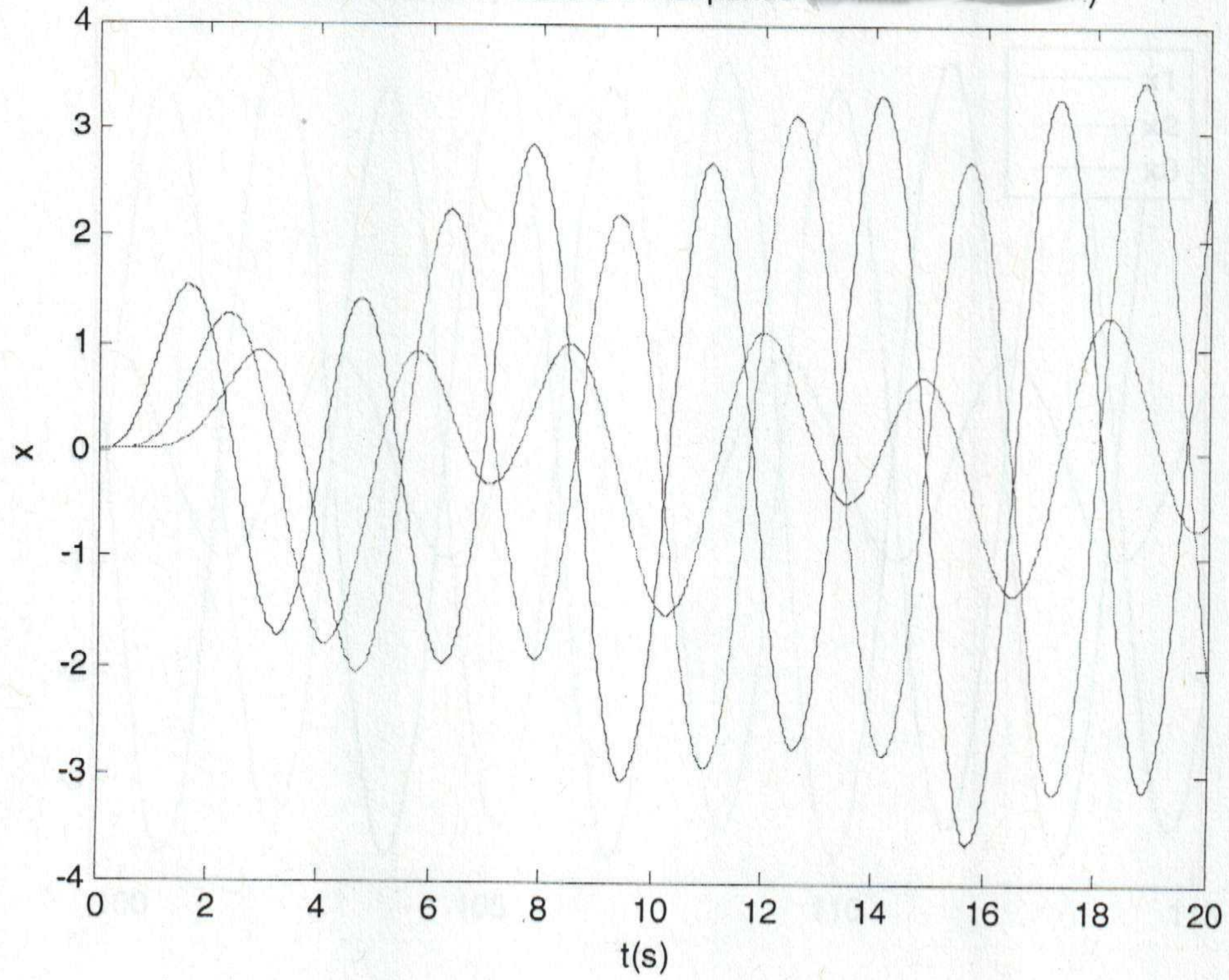
%RHS equations simplified to use state space system
function zdot = rhs(t, z, p)
%Set up matrix F
l = length(z)/2;
F = zeros(2*l, 1);
F(l+1:end) = [p.F0*sin(sqrt(2*p.k/p.m)*t); 0; 0];

%Calculate zdot using state space system
zdot = F+p.A*z;
end
```

Part B:

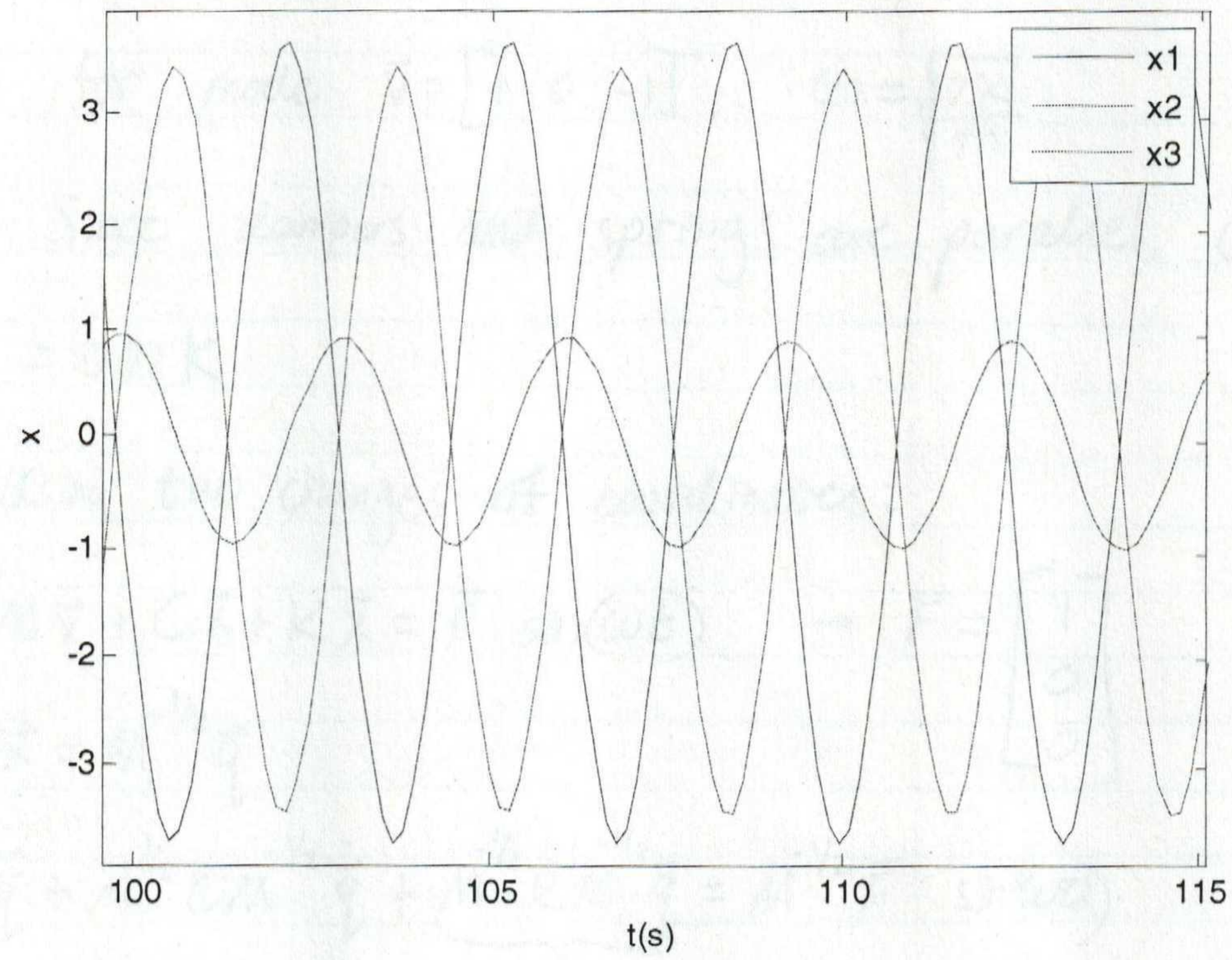
Plotting for $t < 20$ seconds gives:

Numerical Solution Transient Response



Plotting for longer period of time results in the following steady-state response:

Numerical Steady-State Response ())))))



© for mode $\vec{v} = [1 \ 0 \ -1]^T$, $\omega = \sqrt{\frac{2K}{m}}$

Since dampers and springs are parallel, $C = \beta K = \left(\frac{\sqrt{mk}}{K}\right) K$
 $= 0.71 K$

→ Using two changes of coordinates:

$$M \ddot{\vec{x}} + C \dot{\vec{x}} + K \vec{x} = \vec{F} \sin(\omega t) \quad \rightarrow \quad \vec{F} = \begin{bmatrix} 1 \\ 0 \\ 0 \end{bmatrix}$$

$$\rightarrow \vec{x} = M^{-1/2} \vec{q}$$

$$\rightarrow \ddot{\vec{q}} + M^{-1/2} C M^{-1/2} \dot{\vec{q}} + \underbrace{M^{-1/2} K M^{-1/2}}_{\tilde{K}} \vec{q} = M^{-1/2} \vec{F} \sin(\omega t)$$

→ $\vec{q} = P \vec{r}$ → $P =$ eigenvectors of \tilde{K} (normal mode shapes)

$$\rightarrow \ddot{\vec{r}} + P^{-1} M^{-1/2} C M^{-1/2} P \dot{\vec{r}} + P^{-1} \tilde{K} P \vec{r} = P^{-1} M^{-1/2} \vec{F} \sin \omega t$$

$$\rightarrow \ddot{\vec{r}} + \beta \Delta \dot{\vec{r}} + \Lambda \vec{r} = P^{-1} M^{-1/2} \vec{F} \sin(\omega t)$$

$$\rightarrow \ddot{r}_i + \beta \lambda_i \dot{r}_i + \lambda_i r_i = [P^{-1} M^{-1/2} \vec{F}]_i \sin(\omega t) \rightarrow \omega_n^2 = \lambda_i \quad 2\zeta \omega_n = \beta \lambda_i$$

$$\rightarrow \omega_n = \sqrt{\lambda_i} \quad \zeta = \frac{\beta \omega_n}{2} = \frac{\beta \sqrt{\lambda_i}}{2} \quad \text{let } P^{-1} M^{-1/2} \vec{F} = \vec{f}$$

→ Particular Solution: $x = A \cos(\omega t) + B \sin(\omega t)$

$$A = -\frac{(2\zeta \omega \omega_n) \vec{f}}{(\omega_n^2 - \omega^2)^2 + (2\zeta \omega \omega_n)^2} \quad B = \frac{(\omega_n^2 - \omega^2) \vec{f}}{(\omega_n^2 - \omega^2)^2 + (2\zeta \omega \omega_n)^2}$$

Homogeneous Solution: $x = e^{-\zeta \omega_n t} [C \cos(\omega_d t) + D \sin(\omega_d t)] \rightarrow \omega_d = \omega_n \sqrt{1 - \zeta^2}$

→ $x_{gen} = x_h + x_p \rightarrow x(0) = 0 \rightarrow C = -A, \quad x'(0) = 0 \rightarrow -\zeta \omega_n C + \omega_d D + \omega B = 0$

Part C:**Code:**

```
function Handout37b()
%
%Handout 37

%Set up parameters
m = 1; k = 2; c = 0.14; F0 = [4 0 0]'; w = sqrt(2*k/m); beta = c/k;
tspan = linspace(0, 20, 1001);

%Populate M, K, C, F matrices
M = [m 0 0; 0 m 0; 0 0 m];
C = [2*c -c 0; -c 2*c -c; 0 -c 2*c];
K = [2*k -k 0; -k 2*k -k; 0 -k 2*k];

%Find eigs for change of coordinates
[P L] = eig(K, M);

%Get coefficients for solving decoupled equations
wn = sqrt(diag(L));
zeta = beta*wn/2;
wd = wn.*(1-zeta.^2);
fbar = P^-1*M^-(1/2)*F0;

%Solve for constant coefficients in particular and homogeneous solution
A = -(2*zeta.*w.*wn).*fbar./((wn.^2-w.^2).^2+(2*zeta.*w.*wn).^2);
B = (wn.^2-w.^2).*fbar./((wn.^2-w.^2).^2+(2*zeta.*w.*wn).^2);
C = -A;
D = (zeta.*wn.*C-w*B)./wd;

%Allocate space for rp and rh
rp = zeros(length(wn), length(tspan));
rh = zeros(length(wn), length(tspan));

%Loop through each modal coordinate and calculate r(t)
for i = 1:length(wn)
    rp(i, :) = A(i)*cos(w*tspan)+B(i)*sin(w*tspan);
    rh(i, :) = exp(-
zeta(i)*wn(i)*tspan).*(C(i)*cos(wd(i)*tspan)+D(i)*sin(wd(i)*tspan));
end

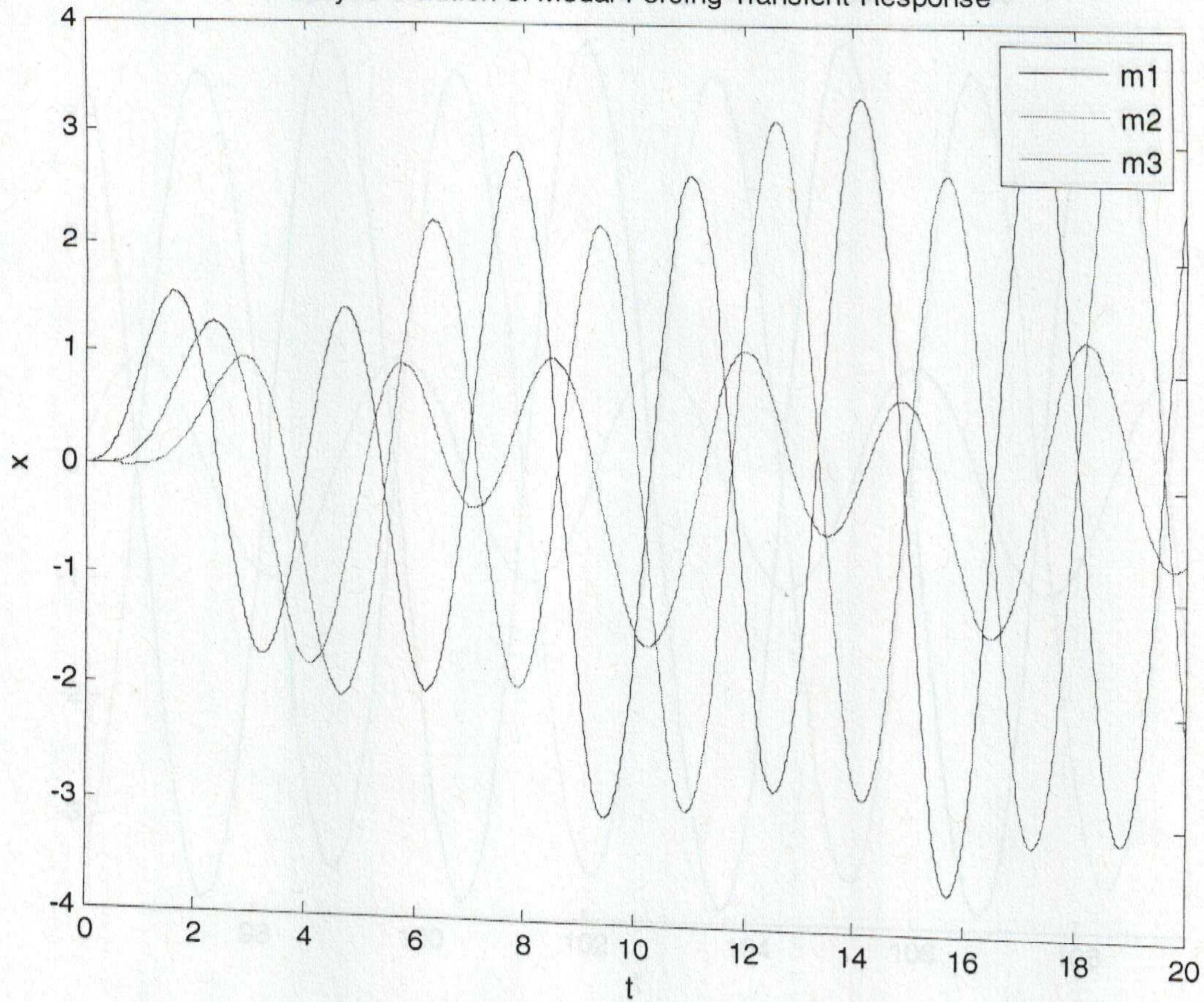
%Combine solutions and convert back to x coordinates
r = rp + rh;
x = M^-(1/2)*P*r;

%Plot Results
plot(tspan, x);
```

Part D:

Plotting the results for transient response gives:

Analytic Solution of Modal Forcing Transient Response

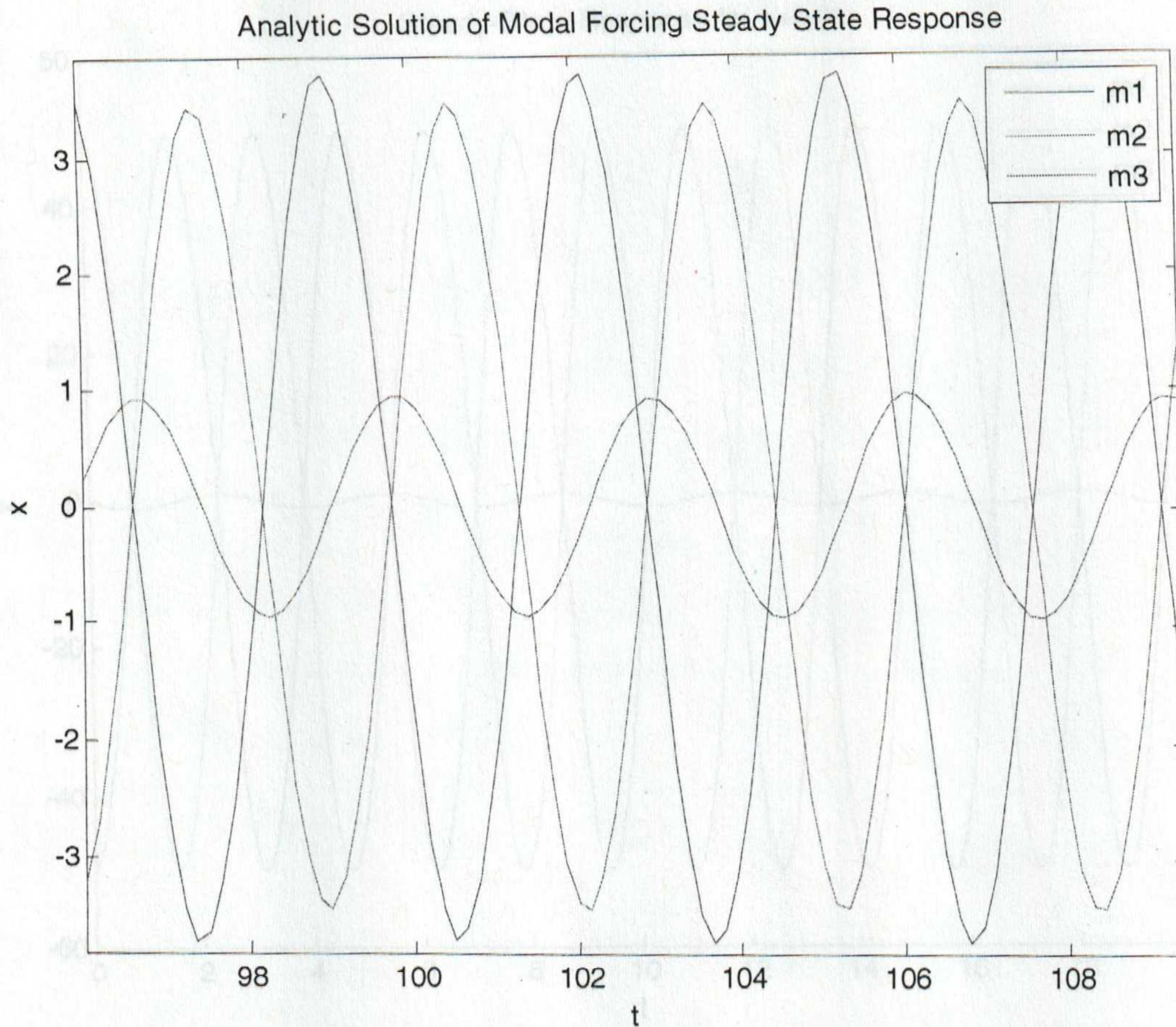


This exactly agrees with the numerical solution. Plotting the steady-state response gives:

compared to the other two masses

Main question:

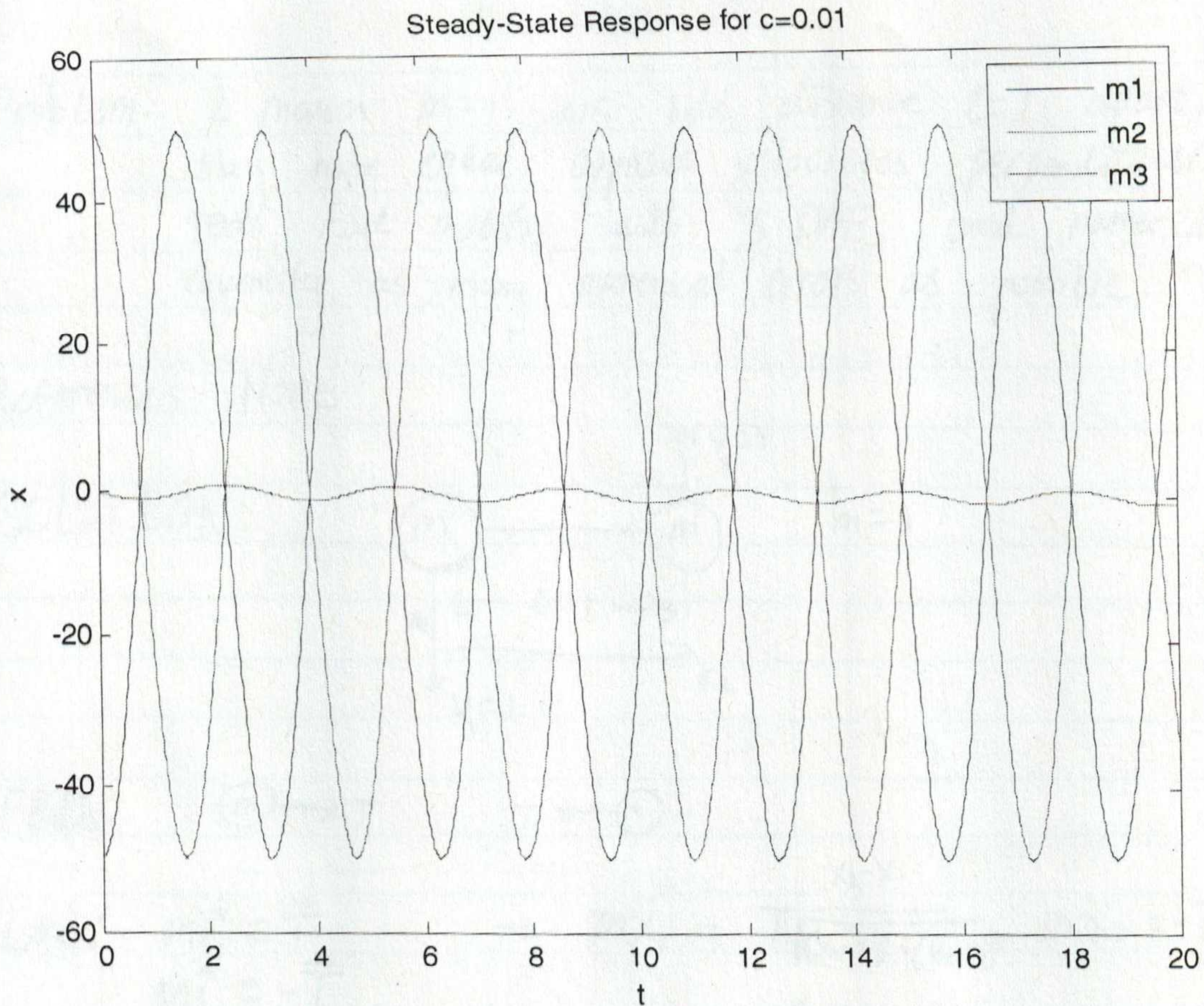
(m2) is small



Note that this also agrees with the numerical solution, and the motion of the middle mass (m_2) is small compared to the other two masses.

Main Question:

First, when I plot the steady state response for much lower damping, the motion of the middle mass dies away, approaching 0 as damping approaches 0. Here is a plot of the steady-state motion (only plotting particular solution and ignoring homogenous solution) for $c=0.01$:



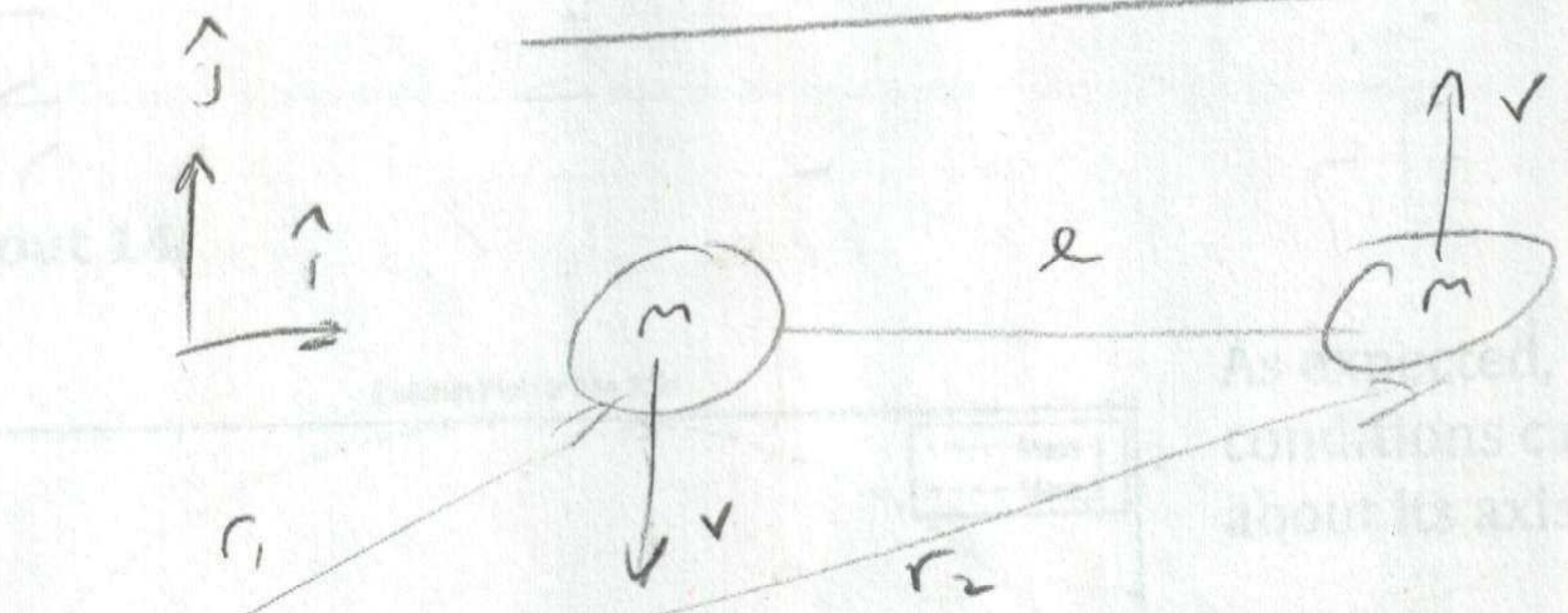
The motion of the right mass is excited at the beginning of the vibrations (from the transient motion of m_2). For very low damping, this motion then continues to oscillate at its natural frequency without any disturbance from m_2 . The slight decay in motion due to the small damping is restored by the slight motion of the middle mass, which also is due to the small damping.

HANDOUT PROBLEM 14



$$m=1$$

$$l=1$$

ASSUMING NO
GRAVITY



FBD



LMB

$$m \ddot{\vec{r}}_1 = T(\vec{r}_2 - \vec{r}_1)/l$$

$$m \ddot{\vec{r}}_2 = T(\vec{r}_1 - \vec{r}_2)/l$$

$$\ddot{x}_1 = (T/m)[x_2 - x_1]/l$$

$$\ddot{x}_2 = (T/m)[-x_2 + x_1]/l$$

$$\ddot{y}_1 = (T/m)[y_2 - y_1]/l$$

$$\ddot{y}_2 = (T/m)[-y_2 + y_1]/l$$

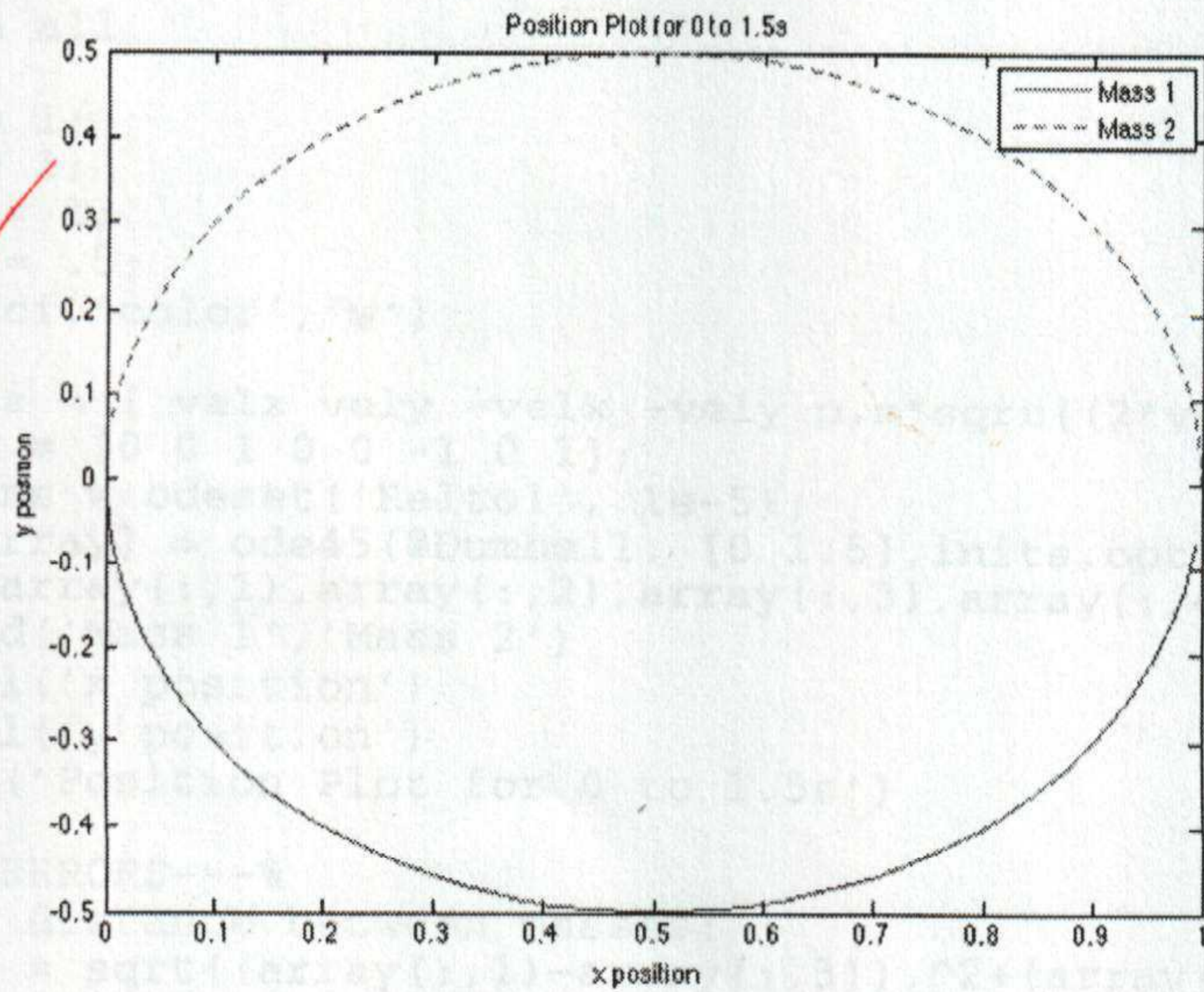
$$\begin{bmatrix} m & 0 & 0 & 0 & \frac{(x_2 - x_1)}{l} \\ 0 & m & 0 & 0 & \frac{(y_2 - y_1)}{l} \\ 0 & 0 & m & 0 & -\frac{(x_2 - x_1)}{l} \\ 0 & 0 & 0 & m & -\frac{(y_2 - y_1)}{l} \\ -2(x_2 - x_1) & (y_2 - y_1) & -(x_2 - x_1) & -(y_2 - y_1) & 0 \end{bmatrix} \begin{bmatrix} \ddot{x}_1 \\ \ddot{y}_1 \\ \ddot{x}_2 \\ \ddot{y}_2 \\ T \end{bmatrix} = \begin{bmatrix} 0 \\ 0 \\ 0 \\ 0 \\ -(\dot{x}_2 - \dot{x}_1)^2 - (\dot{y}_2 - \dot{y}_1)^2 \end{bmatrix}$$

CONSTRAINT: $(x_2 - x_1)^2 + (y_2 - y_1)^2 = l^2$

$\frac{d}{dt}$: $2(x_2 - x_1)(\dot{x}_2 - \dot{x}_1) + 2(y_2 - y_1)(\dot{y}_2 - \dot{y}_1) = 0$

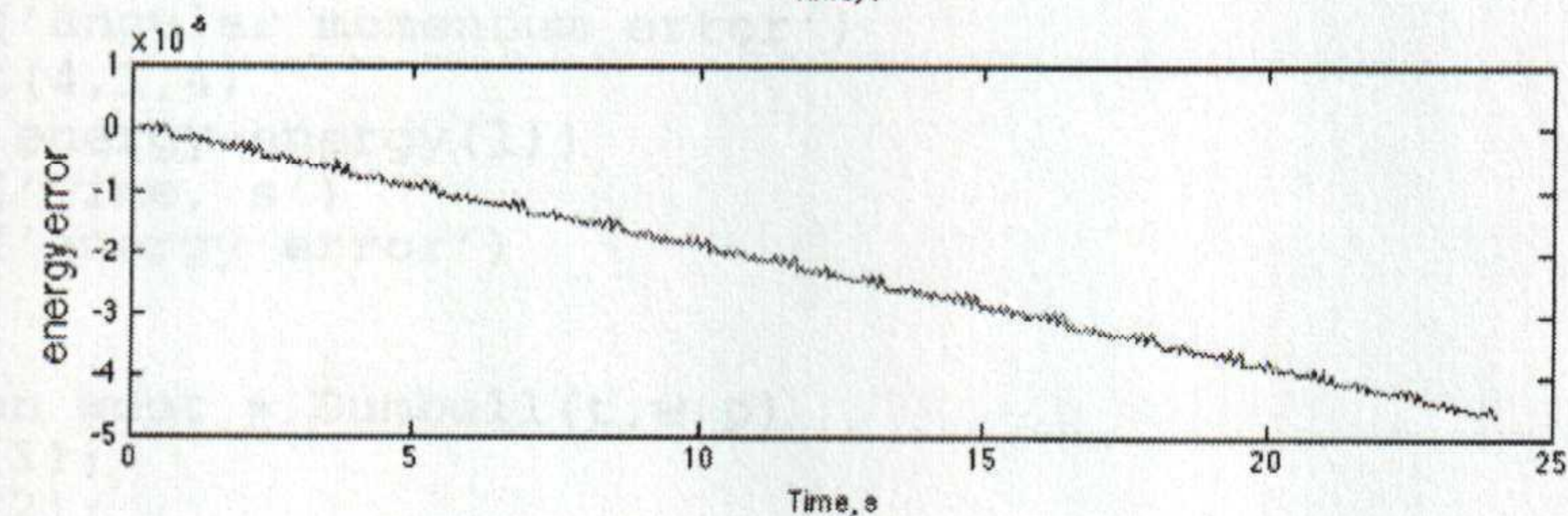
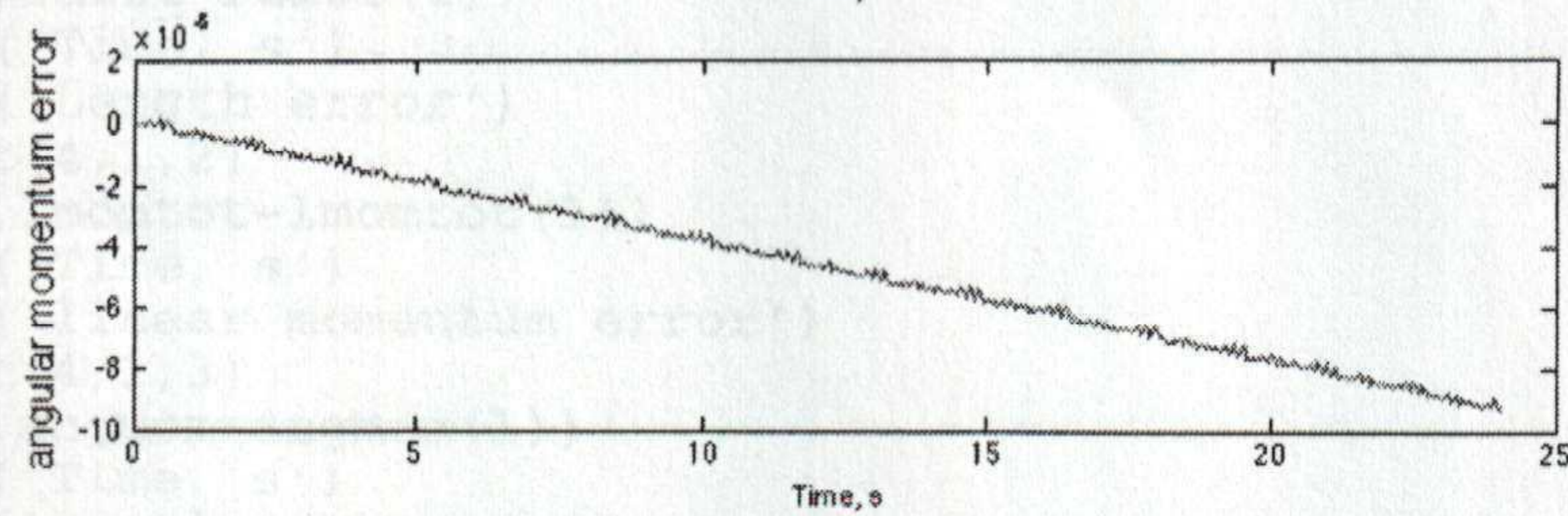
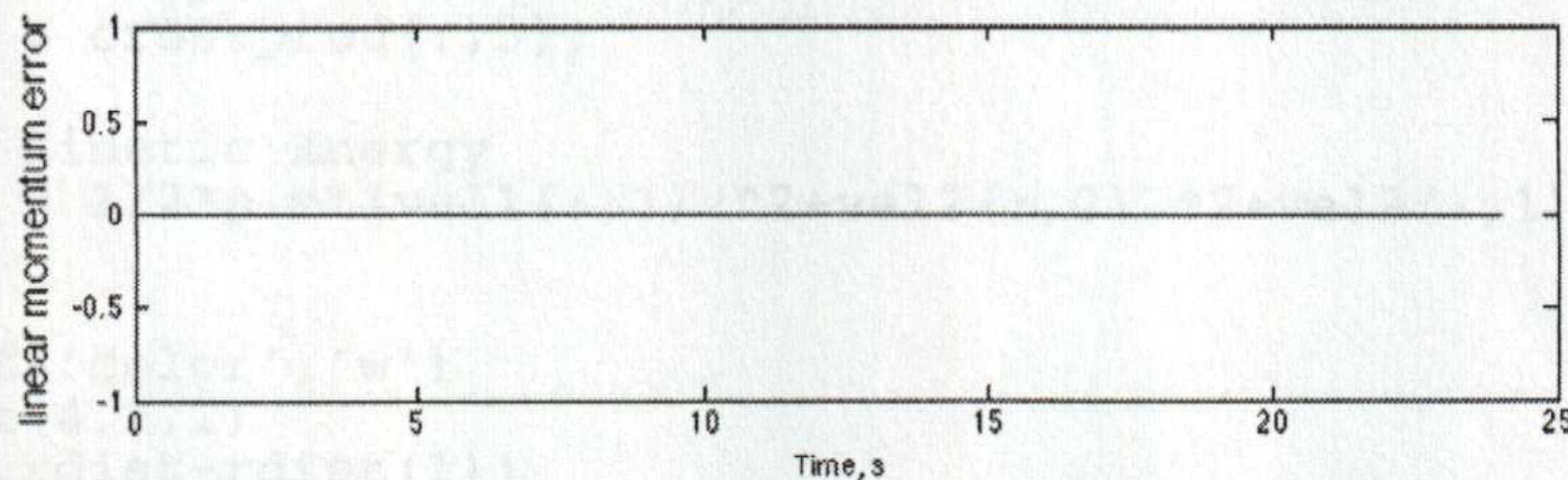
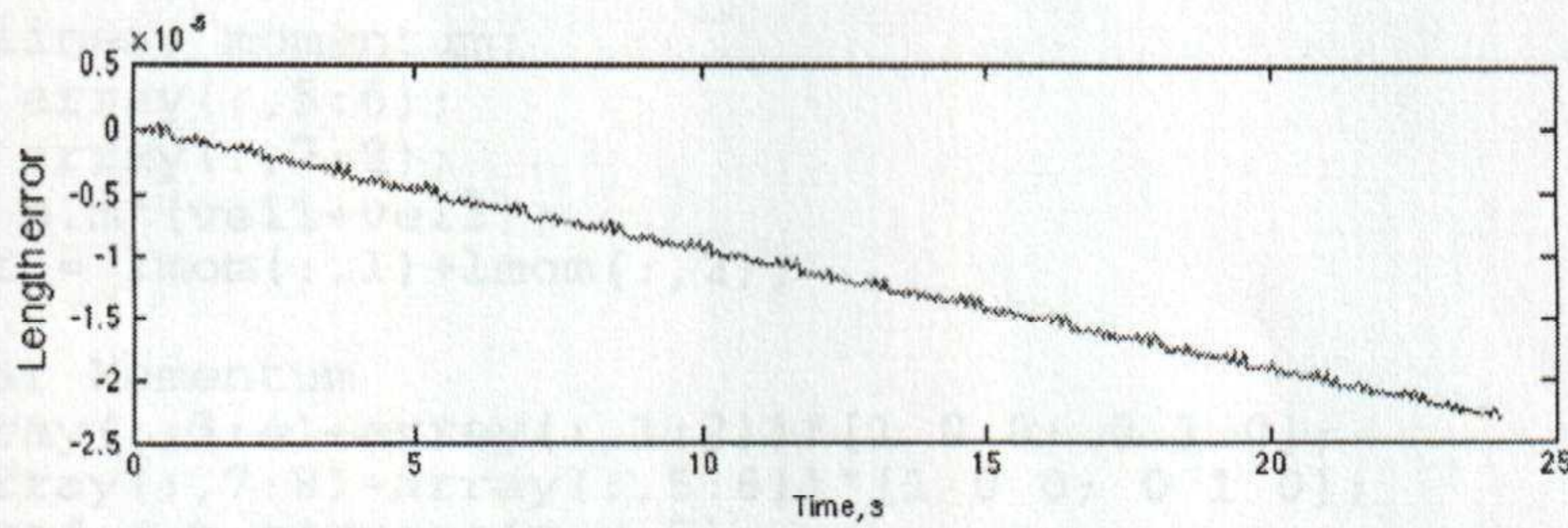
$\frac{d^2}{dt^2}$: $2(\ddot{x}_2 - \ddot{x}_1) + 2(x_2 - x_1)(\ddot{x}_2 - \ddot{x}_1) + 2(\ddot{y}_2 - \ddot{y}_1) + 2(y_2 - y_1)(\ddot{y}_2 - \ddot{y}_1) = 0$

Handout 14



As expected, the constraints and initial conditions cause the dumbbell to rotate about its axis.

Error plots are shown below. The length of the dumbbell slowly decayed over time due to error. Linear momentum remained constant since the solver seems to have kept velocities equal and opposite. Angular momentum was affected since error did slightly perturb the length. Energy is the change in momentum, so since momentum was changed by error, so was energy.




```

function Handout14
%MAE 5730 HW due nov 15
%
clc
close all

p.m = 1;
p.l = 1;
velx = 1;
vely = .5;
set(gcf,'color','w')

%inits = [ velx vely -velx -vely p.m*sqrt((2*velx)^2+(2*vely)^2) 1];
inits = [0 0 1 0 0 -1 0 1];
options = odeset('Reltol', 1e-5);
[t, array] = ode45(@Dumbell, [0 1.5], inits, options, p);
plot(array(:,1), array(:,2), array(:,3), array(:,4), '--')
legend('Mass 1', 'Mass 2')
xlabel('x position')
ylabel('y position')
title('Position Plot for 0 to 1.5s')

% ---ERRORS---%
%Find distance between masses:
rdist = sqrt((array(:,1)-array(:,3)).^2+(array(:,2)-array(:,4)).^2);

%Find linear momentum:
vel1 = array(:,5:6);
vel2 = array(:,7:8);
lmom = p.m*(vel1+vel2);
lmomt = lmom(:,1)+lmom(:,2);

%Angular Momentum
r = (array(:,3:4)-array(:,1:2))*[1 0 0; 0 1 0];
v = (array(:,7:8)-array(:,5:6))*[1 0 0; 0 1 0];
crossprod = p.m*cross(r,v,2);
angmom = crossprod(:,3);

%Total Kinetic Energy
energy = 1/2*p.m*(vel1(:,1).^2+vel2(:,2).^2+vel2(:,1).^2+vel2(:,2).^2)

figure
set(gcf,'color','w')
subplot(4,1,1)
plot(t,rdist-rdist(1))
xlabel('Time, s')
ylabel('Length error')
subplot(4,1,2)
plot(t,lmomt-lmomt(1))
xlabel('Time, s')
ylabel('linear momentum error')
subplot(4,1,3)
plot(t,angmom-angmom(1))
xlabel('Time, s')
ylabel('angular momentum error')
subplot(4,1,4)
plot(t,energy-energy(1))
xlabel('Time, s')
ylabel('energy error')
end

function wdot = Dumbell(t,w,p)
x1 = w(1);
y1 = w(2);
x2 = w(3);
y2 = w(4);
dx1 = w(5);
dy1 = w(6);

```



```
dx2 = w(7);  
dy2 = w(8);
```

```
lhs = [p.m 0 0 0 (x2 - x1)/p.l  
0 p.m 0 0 (y2-y1)/p.l  
0 0 p.m 0 -(x2-x1)/p.l  
0 0 0 p.m -(y2-y1)/p.l  
(x2-x1) (y2 - y1) -(x2-x1) -(y2 - y1) 0];
```

```
rhs = [0 0 0 0 (dx2-dx1)^2+(dy2-dy1)^2]';
```

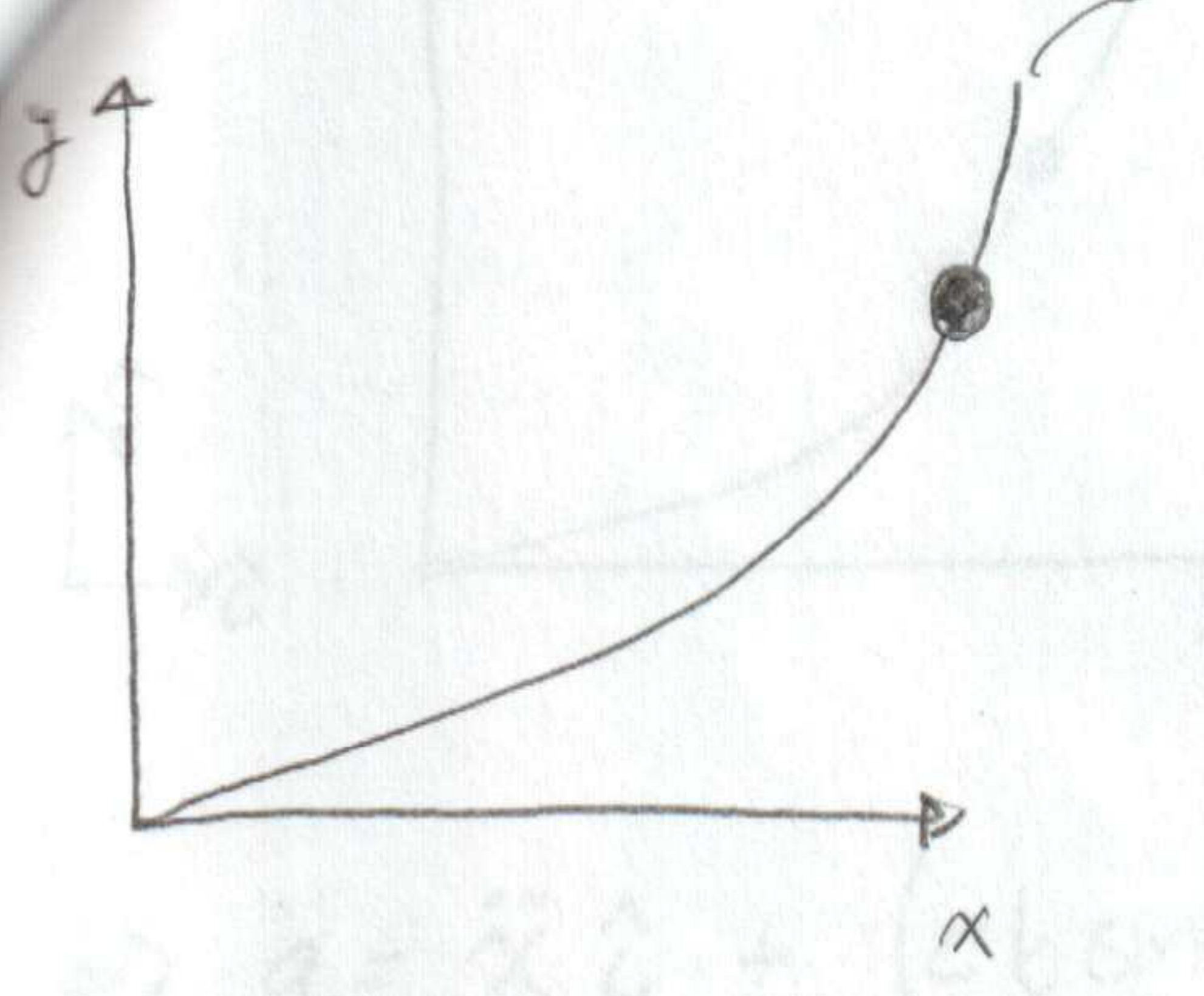
```
dots = lhs\rhs;
```

```
wdot = [dx1 dy1 dx2 dy2 dots(1:4)]';
```

```
end
```


Prob 22 → did on my own

See back of prob 5 plots for figures



$$y = c(1 - \cos(bx))$$

(a) Derive E.O.M. using Lagrange Equations

$$\mathcal{L} = T - U = E_k - E_p = \frac{1}{2} m v^2 - mgy$$

$$\Rightarrow \underline{v} = \underline{\dot{r}} = \frac{d}{dt} (x \hat{i} + c(1 - \cos(bx)) \hat{j})$$

$$\Rightarrow \underline{v} = \dot{x} \hat{i} + cb \sin(bx) \dot{x} \hat{j}$$

$$v^2 = \underline{v} \cdot \underline{v} = \dot{x}^2 + c^2 b^2 \sin^2(bx) \dot{x}^2 \quad mgy \cos(bx)$$

$$\Rightarrow \mathcal{L} = \frac{1}{2} m (\dot{x}^2 + c^2 b^2 \sin^2(bx) \dot{x}^2) - mgy (c(1 - \cos(bx)))$$

LE: $\frac{\partial \mathcal{L}}{\partial q_i} - \frac{d}{dt} \left(\frac{\partial \mathcal{L}}{\partial \dot{q}_i} \right) = 0$ Let $q_i = x, \Rightarrow \dot{q}_i = \dot{x}$

$$\Rightarrow \frac{\partial \mathcal{L}}{\partial x} = \frac{1}{2} m c^2 b^2 \dot{x}^2 2 \sin(bx) \cos(bx) b + mgy c b \sin(bx)$$

$$\frac{\partial \mathcal{L}}{\partial \dot{x}} = \frac{1}{2} m 2 \dot{x} + \frac{1}{2} m c^2 b^2 \sin^2(bx) 2 \dot{x}$$


$$\frac{d}{dt} \left(\frac{\partial \mathcal{L}}{\partial \dot{x}} \right) = m \ddot{x} + m c^2 b^2 \frac{d}{dt} (\sin^2(bx) \dot{x}) \quad \sin^2(bx) \ddot{x} + \dot{x} 2 \sin(bx) \cos(bx) b \dot{x}$$

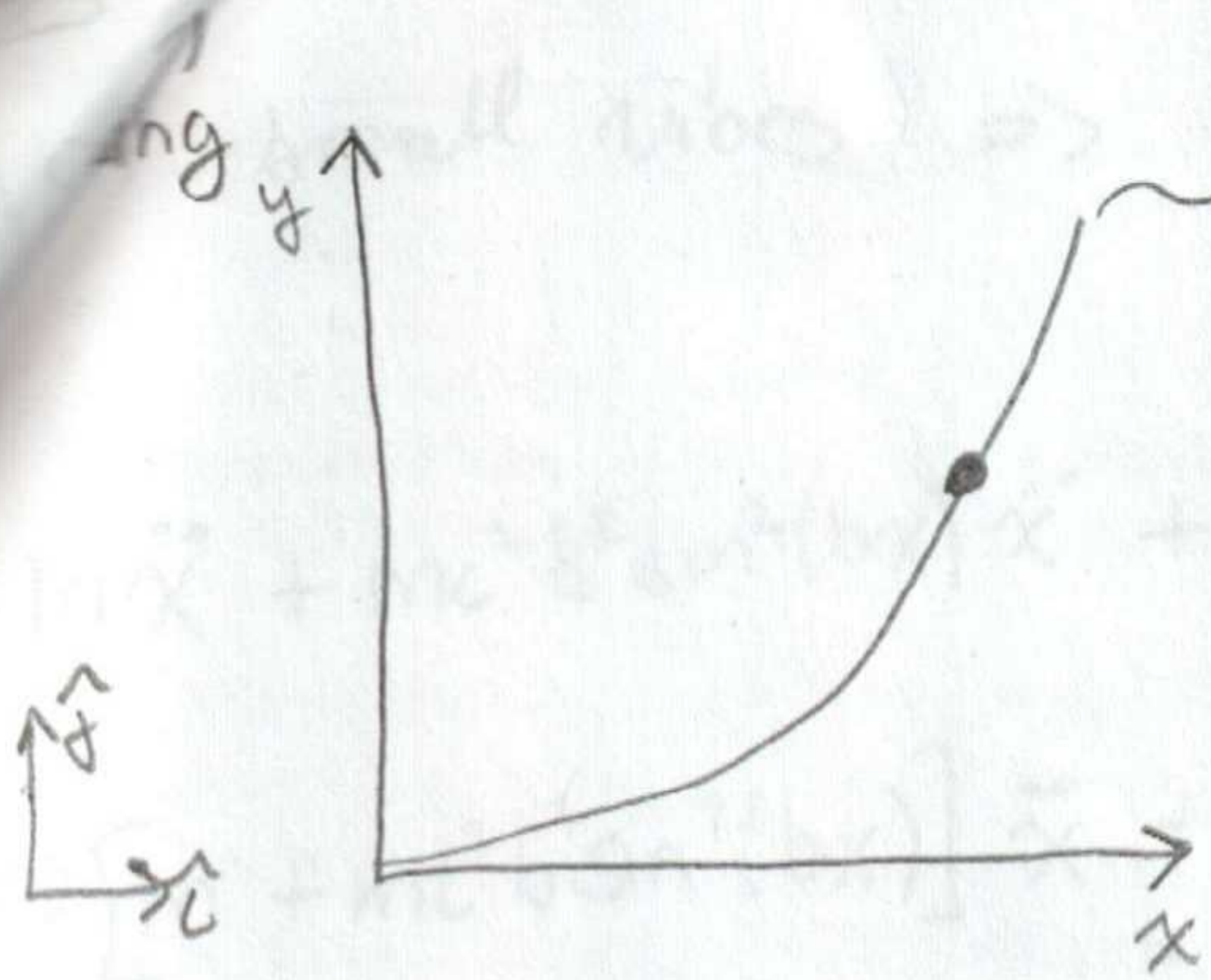
$$\Rightarrow m c^2 b^3 \dot{x}^2 \sin(bx) \cos(bx) - mgy c b \sin(bx) - m \ddot{x} - m c^2 b^2 [\sin^2(bx) \ddot{x} + 2b \dot{x}^2 \sin(bx)] = 0$$

$$\Rightarrow m \ddot{x} = m c^2 b^3 \dot{x}^2 \sin(bx) \cos(bx) - mgy c b \sin(bx) - m c^2 b^2 \sin^2(bx) \ddot{x} - 2m c^2 b^3 \dot{x}^2 \sin(bx) \cos(bx)$$

$$\ddot{x} \{ 1 + c^2 b^2 \sin^2(bx) \} = -c^2 b^3 \sin(bx) \cos(bx) \dot{x}^2 - gcb \sin(bx)$$

$$\Rightarrow \ddot{x} = \frac{-c^2 b^3 \sin(bx) \cos(bx) \dot{x}^2 - gcb \sin(bx)}{1 + c^2 b^2 \sin^2(bx)}$$





$y = c(1 - \cos(bx))$ still.

derive E.O.M. using Newton's Laws

Kinematics:


$$\underline{r} = x\hat{i} + y\hat{j} = x\hat{i} + c(1 - \cos(bx))\hat{j}$$

$$\Rightarrow \underline{v} = \dot{x}\hat{i} + cb\sin(bx)\dot{x}\hat{j}$$

$$\Rightarrow \underline{a} = \ddot{x}\hat{i} + [cb\sin(bx)\ddot{x} + \dot{x}cb\cos(bx)b\dot{x}]\hat{j}$$

$$\Rightarrow \underline{a} = \ddot{x}\hat{i} + (cb\sin(bx)\ddot{x} + cb^2\cos(bx)\dot{x}^2)\hat{j}$$

FBD:



LMB: $\sum \underline{F} = m\underline{a} = \underline{N} - mg\hat{j}$

$b/c \underline{v} \cdot \underline{N} = 0$
↓

$$\Rightarrow \underline{v} \cdot \{m\underline{a} = \underline{N} - mg\hat{j}\} = m(\underline{v} \cdot \underline{a}) = \underline{v} \cdot (-mg\hat{j})$$

$$\Rightarrow (\dot{x}\hat{i} + cb\sin(bx)\dot{x}\hat{j}) \cdot (\ddot{x}\hat{i} + (cb\sin(bx)\ddot{x} + cb^2\cos(bx)\dot{x}^2)\hat{j}) =$$

$$(\dot{x}\hat{i} + cb\sin(bx)\dot{x}\hat{j}) \cdot (-g\hat{j})$$

$$\Rightarrow \dot{x}\ddot{x} + cb\sin(bx)\dot{x}[cb\sin(bx)\ddot{x} + cb^2\cos(bx)\dot{x}^2] = -gcb\sin(bx)\dot{x}$$

$$\Rightarrow \dot{x}\ddot{x} + \dot{x}\ddot{x}c^2b^2\sin^2(bx) + c^2b^3\sin(bx)\cos(bx)\dot{x}^2 = -gcb\sin(bx)\dot{x}$$

$$\Rightarrow \ddot{x}[1 + c^2b^2\sin^2(bx)] = -c^2b^3\sin(bx)\cos(bx)\dot{x}^2 - gcb\sin(bx)$$

$$\Rightarrow \ddot{x} = \frac{-c^2b^3\sin(bx)\cos(bx)\dot{x}^2 - gcb\sin(bx)}{1 + c^2b^2\sin^2(bx)}$$

↳ same as from Lagrange Equations ✓

Small vibs \Rightarrow linearize the equation of motion.

$$m\ddot{x} + mc^2b^2\sin^2(bx)\dot{x} + c^2b^3\sin(bx)\cos(bx)\dot{x}^2 + gcb\sin(bx) = 0.$$

$$\Rightarrow [m + mc^2b^2\sin^2(bx)]\ddot{x} + [c^2b^3\sin(bx)\cos(bx)]\dot{x}^2 + gcb\sin(bx) = 0.$$

$$\text{or } \ddot{x} = \frac{-c^2b^3\sin(bx)\cos(bx)\dot{x}^2 - gcb\sin(bx)}{1 + c^2b^2\sin^2(bx)} = f(x, \dot{x})$$

Know trivial solution is an equilibrium point i.e. $x_g = 0, \dot{x}_g = 0.$

$$\text{and } f(x, \dot{x}) = f(x_g, \dot{x}_g) + (x - x_g) \left. \frac{\partial f}{\partial x} \right|_g + (\dot{x} - \dot{x}_g) \left. \frac{\partial f}{\partial \dot{x}} \right|_g.$$

$$f(0,0) = 0, \quad \frac{\partial f}{\partial x} = \frac{(1 + c^2b^2\sin^2(bx)) \left\{ -c^2b^3\dot{x}^2 (\sin(bx)\sin(bx) + \cos(bx)\cos(bx)) \right\} - gcb\cos(bx)}{(1 + c^2b^2\sin^2(bx))^2} \Bigg|_{x=0, \dot{x}=0}$$

$$\Rightarrow \left. \frac{\partial f}{\partial x} \right|_g = -gcb.$$

$$\left. \frac{\partial f}{\partial \dot{x}} \right|_g = \frac{(1 + c^2b^2\sin^2(bx))(-2c^2b^3\sin(bx)\cos(bx)\dot{x})}{(1 + c^2b^2\sin^2(bx))^2} \Bigg|_{x=0, \dot{x}=0} = 0$$

$$\Rightarrow \ddot{x}_{\text{small oscillations}} = -gcb^2x \Rightarrow \ddot{x} + gcb^2x = 0$$


$$\omega = 2\pi f.$$

$$T = \frac{1}{f} \Rightarrow f = \frac{\omega}{2\pi}$$

$$\Rightarrow T = \frac{2\pi}{\omega}$$

from inspection

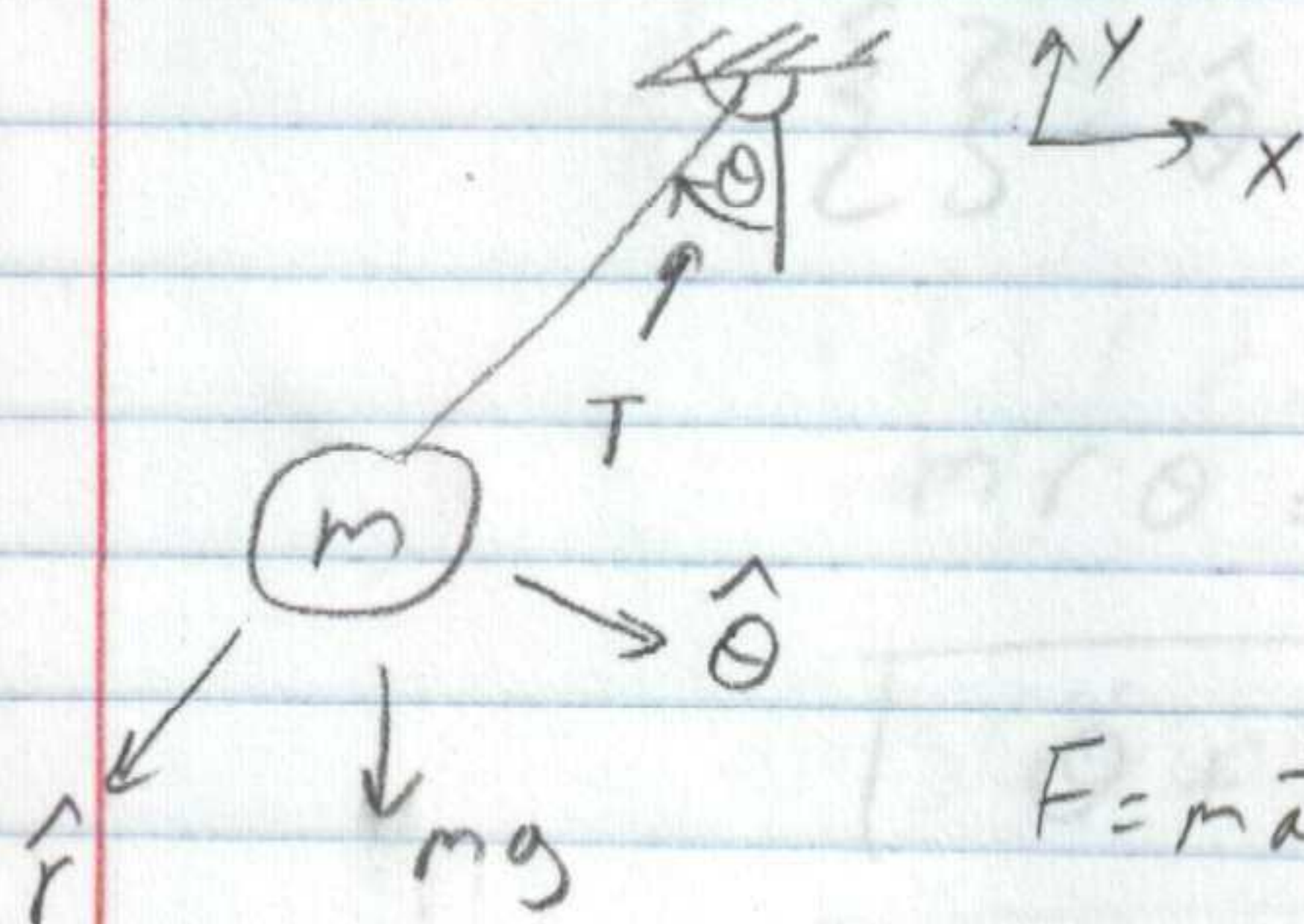
$$\omega = \sqrt{gcb^2}$$



Problem 11

b) Derive the simple pendulum equation $\ddot{\theta} + \frac{g}{l} \sin \theta = 0$ as many ways as you can.

a) linear mom. and manipulate eqns to eliminate constraint force



$$F = m\vec{a} = -T\hat{r} - mg\hat{j}$$

$$m\vec{a} = -T\hat{r} + mg \cos \theta \hat{r} - mg \sin \theta \hat{\theta}$$

linear mom. cross with $\hat{r} = \hat{r} \times \vec{a}$

$$\vec{a} \text{ in polar coord.} = (\ddot{r} - r\dot{\theta}^2)\hat{r} + (2\dot{r}\dot{\theta} + r\ddot{\theta})\hat{\theta}$$

Force) $\ddot{r} - r\dot{\theta}^2 + m r \dot{\theta}^2 = -T + mg \cos \theta$ $-mg \sin \theta \hat{\theta}$

$$\dot{r} = \ddot{r} = 0 \quad \text{pendulum rod length is constant, } r,$$

$$\vec{a} = -r\dot{\theta}^2 \hat{r} + r\ddot{\theta} \hat{\theta}$$

$$m\vec{a} = \left\{ -m r \dot{\theta}^2 \hat{r} + m r \ddot{\theta} \hat{\theta} = -T \hat{r} + mg \cos \theta \hat{r} - mg \sin \theta \hat{\theta} \right\}$$

$\left\{ \right\} \cdot \hat{r}$ to solve for $T \hat{r}$

$$-m r \dot{\theta}^2 = -T + mg \cos \theta$$

$$T = m (r \dot{\theta}^2 + g \cos \theta) \quad \text{plug into LMB}$$

$$-m r \dot{\theta}^2 \hat{r} + m r \ddot{\theta} \hat{\theta} = -m (r \dot{\theta}^2 + g \cos \theta) \hat{r} + m g \cos \theta \hat{r} - m g \sin \theta \hat{\theta}$$

$$r \ddot{\theta} \hat{\theta} = -g \sin \theta \hat{\theta}$$

$$\ddot{\theta} + \frac{g}{r} \sin \theta = 0$$

Prob 11

b) linear mom dot with $\hat{\theta}$

From a) $\left\{ -m r \dot{\theta} \hat{r} + m r \ddot{\theta} \hat{\theta} = -T \hat{r} + m g \cos \theta \hat{r} - m g \sin \theta \hat{\theta} \right\}$

$\frac{d}{dt} \left\{ \right\} \cdot \hat{\theta}$ to eliminate $T \hat{r}$ term

$$\frac{d}{dt} \left[-m r \dot{\theta} + \frac{1}{2} m r^2 \ddot{\theta} \right] = 0$$

$$\boxed{\ddot{\theta} + \frac{g}{r} \sin \theta = 0} \quad \checkmark$$

$$\ddot{\theta} + \frac{g}{r} \sin \theta = 0 \quad \checkmark$$

c) linear mom cross with $\vec{r} = r \hat{r}$

From a) $\left\{ -m r \dot{\theta} \hat{r} + m r \ddot{\theta} \hat{\theta} = -T \hat{r} + m g \cos \theta \hat{r} - m g \sin \theta \hat{\theta} \right\}$

$$\vec{r} \times \left\{ \right\}$$

$$\vec{r} \cdot \vec{v} \quad m r^2 \ddot{\theta} \hat{k} = -m g r \sin \theta \hat{k}$$

$$\left[-T + m g \cos \theta \right] \cdot r \dot{\theta} \hat{\theta} = \frac{d}{dt} \left[\frac{1}{2} m r^2 \dot{\theta} \right]$$

$$-r m g \sin \theta \hat{\theta} = m r^2 \ddot{\theta}$$

d) angular momentum

$$\dot{\vec{H}} = \Sigma \vec{M}$$

$$\vec{r} \times m \vec{a} = \vec{r} \times \left[(-T + m g \cos \theta) \hat{r} - m g \sin \theta \hat{\theta} \right]$$

from a) $n \vec{a} = m (-r \dot{\theta} \hat{r} + r \ddot{\theta} \hat{\theta})$

$$\vec{r} \times m (-r \dot{\theta} \hat{r} + r \ddot{\theta} \hat{\theta}) = -m g r \sin \theta \hat{k}$$

$$m r^2 \ddot{\theta} \hat{k} + m g r \sin \theta \hat{k} = 0$$

$$\boxed{\ddot{\theta} + \frac{g}{r} \sin \theta = 0} \quad \checkmark$$

prob 11

e) Conservation of energy

$$\frac{d}{dt} (PE + KE) = 0$$

$$\frac{d}{dt} (mgh + \frac{1}{2}mv^2) = 0$$

$$\frac{d}{dt} [g(r - r \cos \theta) + \frac{1}{2}r^2\dot{\theta}^2] = 0$$

$$gr \sin(\theta)\dot{\theta} + r^2\dot{\theta}\ddot{\theta} = 0$$

$$\ddot{\theta} + \frac{g}{r} \sin \theta = 0$$

f) Power balance

$$P = \dot{E}_k$$

$$F \cdot \vec{v} = \frac{d}{dt} \frac{1}{2}m\vec{v}^2$$

$$[(-T + mg \cos \theta)\hat{r} - mg \sin \theta \hat{\theta}] \cdot r\dot{\theta}\hat{\theta} = \frac{d}{dt} \left(\frac{1}{2}m r^2 \dot{\theta}^2 \right)$$

$$-r mg \dot{\theta} \sin \theta \hat{\theta} = m r^2 \dot{\theta} \ddot{\theta}$$

$$\ddot{\theta} + \frac{g}{r} \sin \theta = 0$$

Problem 12

- a) Lagrange's Equations in cartesian coords. Express the constant length constraint as a set of linear
- $$L = \frac{1}{2}mv^2 - mgh$$
- the acceleration.

$$\text{Solve } \frac{1}{2}mr^2\dot{\theta}^2 - mg(r - r\cos\theta)$$

$$\text{LE: } \frac{\partial L}{\partial \theta} - \frac{d}{dt} \frac{\partial L}{\partial \dot{\theta}} = 0$$

$$-mgr\sin\theta - mr^2\ddot{\theta} = 0$$

$$\ddot{\theta} + \frac{g}{r}\sin\theta = 0$$



$$m\ddot{x} = T\sin\theta$$

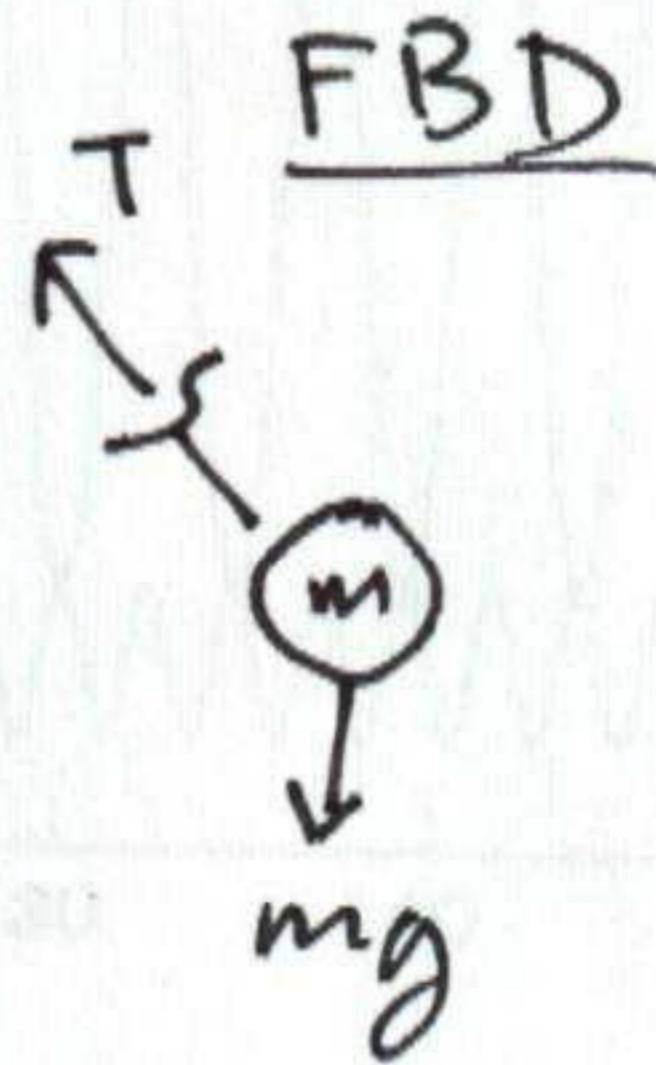
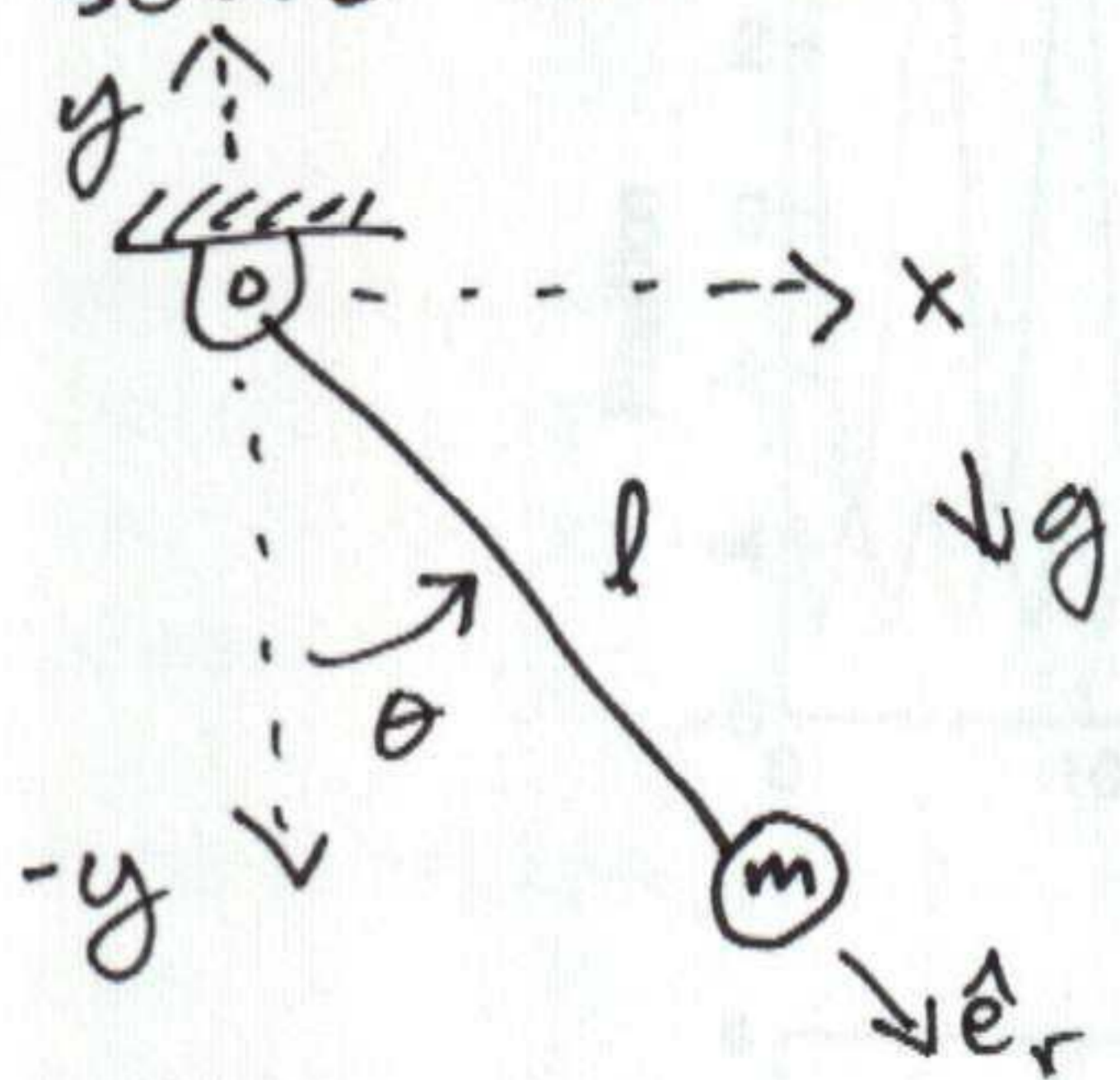
$$\Rightarrow m\ddot{x} - T\sin\theta = 0$$

$$m\ddot{y} = T\cos\theta - mg$$

$$m\ddot{y} - T\cos\theta = -mg$$

Problem #5 Handout 12

Set up simple pendulum in cartesian coordinates and solve numerically. Compare to polar solution



LMB

$$\sum \vec{F} = m \vec{a}$$

$$m \ddot{\vec{r}} = -mg \hat{j} - T \hat{e}_r$$

$$\ddot{x} = -\frac{T x}{m \sqrt{x^2 + y^2}}$$

$$\ddot{y} = -g - \frac{T y}{m \sqrt{x^2 + y^2}}$$

$$\frac{d}{dt} \{ l^2 = x^2 + y^2 \}$$

$$\frac{d}{dt} \{ 0 = 2x\dot{x} + 2y\dot{y} = x\dot{x} + y\dot{y} \}$$

$$0 = x\ddot{x} + y\ddot{y} + \dot{x}^2 + \dot{y}^2$$

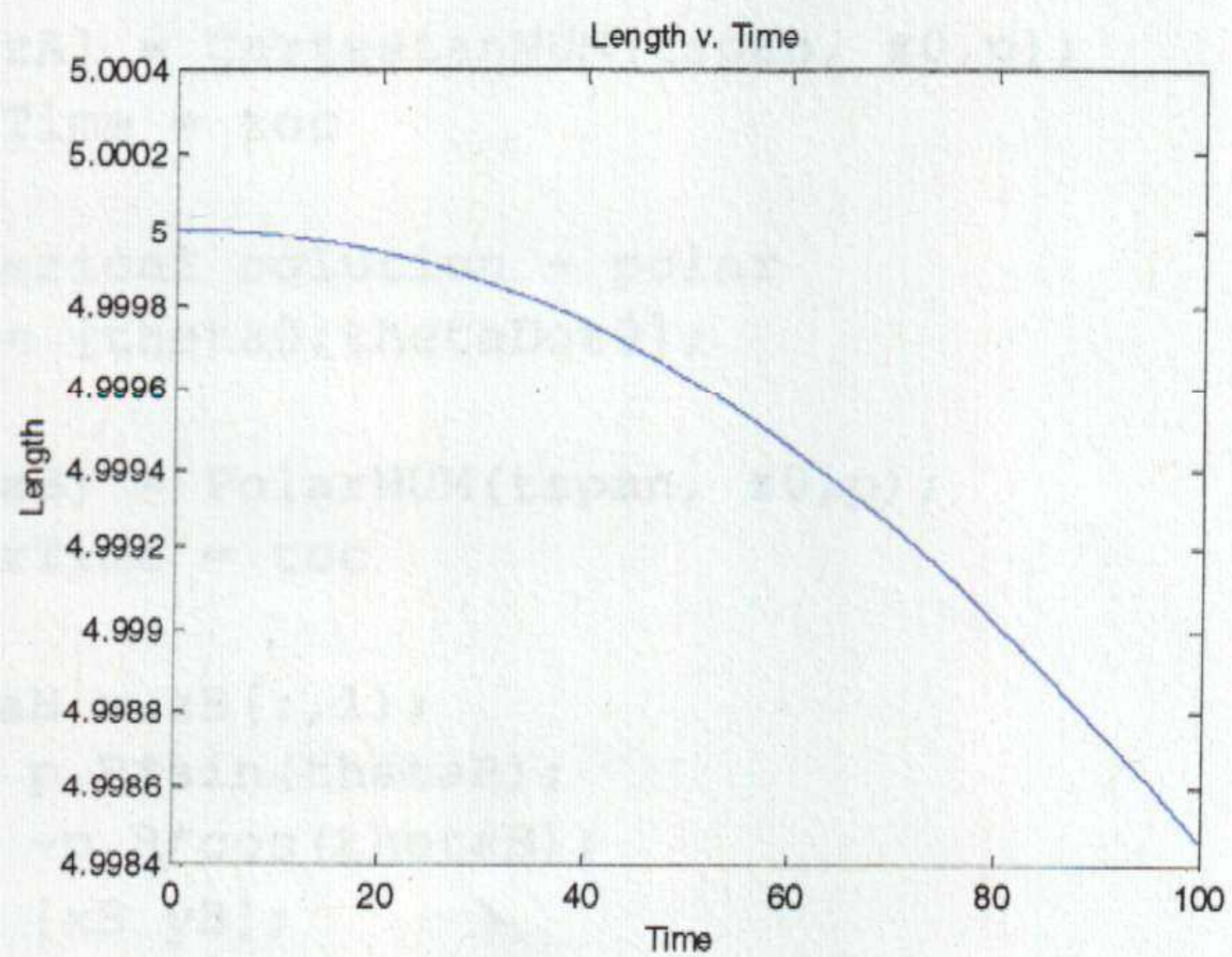
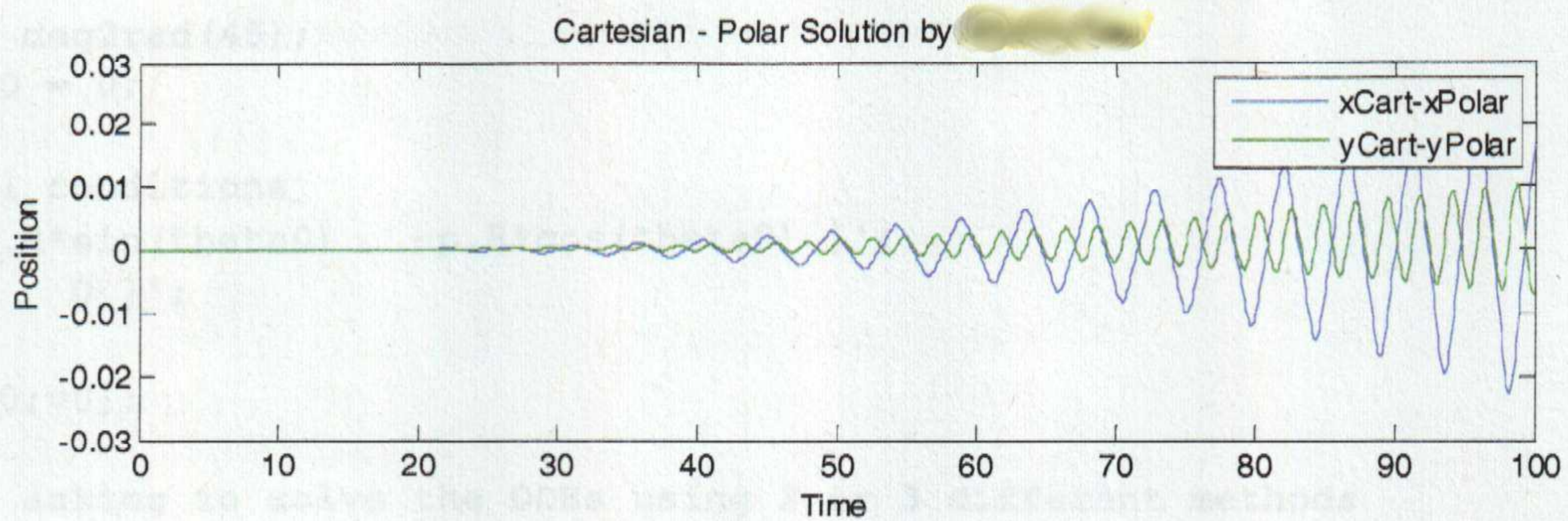
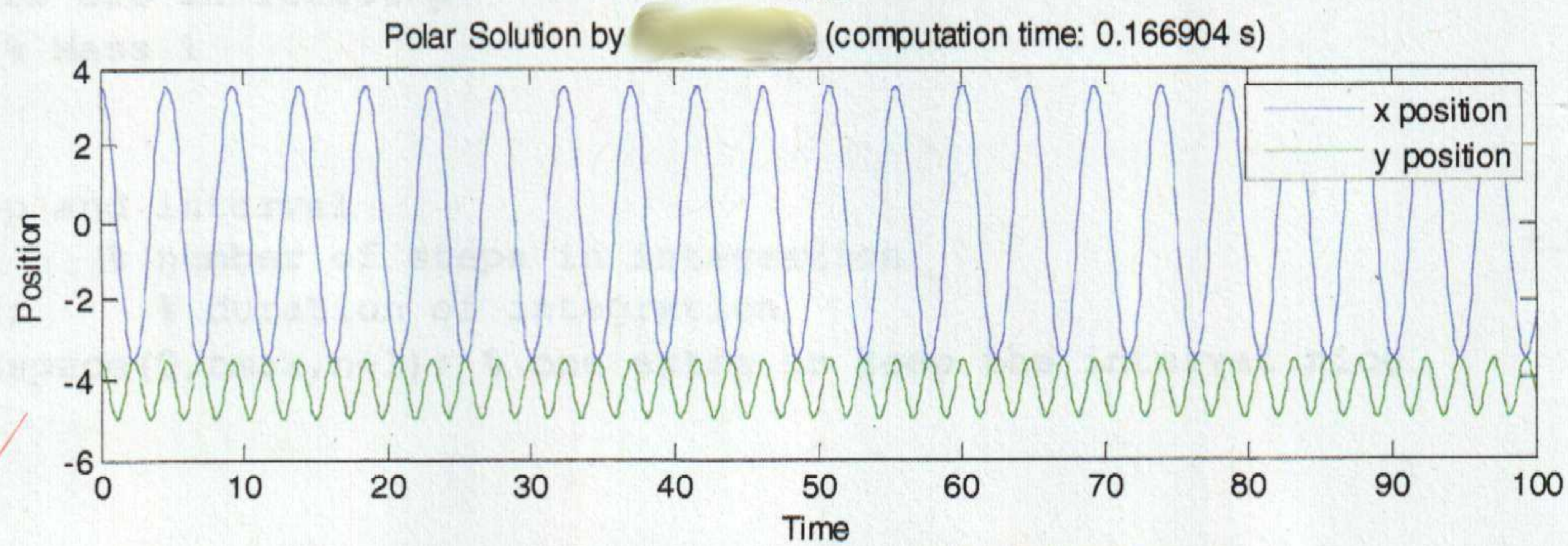
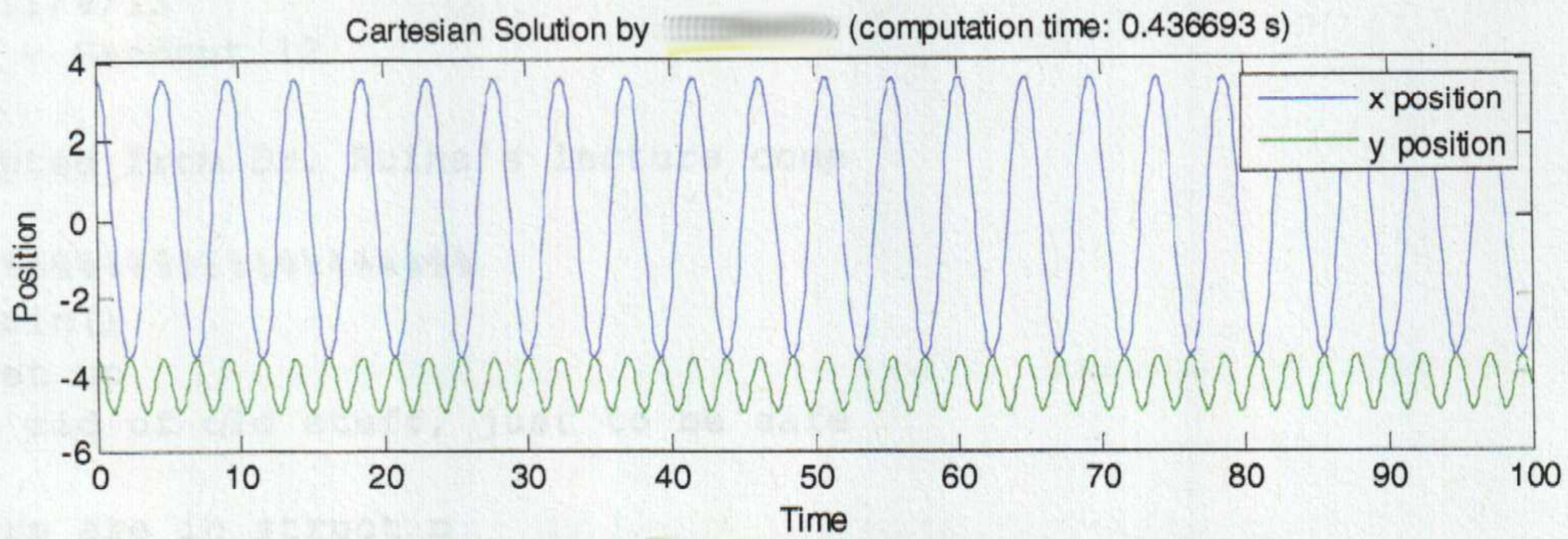
$$0 = \frac{x\ddot{x} + y\ddot{y} + \dot{x}^2 + \dot{y}^2}{\sqrt{x^2 + y^2}}$$

Combining DAEs in matrix form,

$$\begin{bmatrix} m & 0 & \frac{x}{\sqrt{x^2 + y^2}} \\ m & 0 & \frac{y}{\sqrt{x^2 + y^2}} \\ \frac{x}{\sqrt{x^2 + y^2}} & \frac{y}{\sqrt{x^2 + y^2}} & 0 \end{bmatrix} \begin{bmatrix} \ddot{x} \\ \ddot{y} \\ T \end{bmatrix} = \begin{bmatrix} mg \\ 0 \\ \frac{-\dot{x}^2 - \dot{y}^2}{\sqrt{x^2 + y^2}} \end{bmatrix}$$

Using attached MATLAB code, system is solved with ode45().
Cartesian solution is compared to polar solution

Problem 5



Overall the polar & cartesian solutions matched quite well. Over long durations, the solutions diverged as the cartesian length calculation exponentially decreased by a small amount.


```

% MAE 5730
% HW10 -- 11/9/13
% Problem 5 - Handout 12

% Code adapted from Dr. Ruina's lecture code

%%%%%%%%%%%%%%%%%%%%%%%%%%%%%%%%%%%%%%%%%%%%%%%%%%%%%%%%%%%%%%%%%%%%%%%%
function main()
%Problem set up
clear %Get rid of old stuff, just to be safe

% parameters are in struct p
p.m = 1; % Mass 1
p.g = -10;

% time step and interval
n=1000; % number of steps in integration
tmax = 100; % duration of integration
tspan= linspace(0,tmax,n+1); % one extra to keep the interval nice

p.R = 5;
theta0 = deg2rad(45);
thetaDot0 = 0;

% initial conditions
r0 = [ p.R*sin(theta0) -p.R*cos(theta0) ]';
v0 = [ 0 0 ]';

z0 = [r0;v0];

%Command asking to solve the ODEs using 2 or 3 different methods

%Numerical solution - cartesian
tic
[tA zA] = CartesianNUM(tspan, z0,p);
cartTime = toc

%Numerical solution - polar
z0 = [theta0;thetaDot0];
tic
[tB zB] = PolarNUM(tspan, z0,p);
polarTime = toc

thetaB = zB(:,1);
xB = p.R*sin(thetaB);
yB = -p.R*cos(thetaB);
zB = [xB yB];

```



```

xA = zA(:,1);
yA = zA(:,2);

xDiff = xA - xB;
yDiff = yA - yB;
zDiff = [xDiff yDiff];

figure(1)
subplot(3,1,1)
str = sprintf('Cartesian Solution by Bryan Peele (computation time: %f s)',cartTime);
makePlot(zA,tA,str);
subplot(3,1,2)
str = sprintf('Polar Solution by Bryan Peele (computation time: %f s)',polarTime);
makePlot(zB,tB,str);
subplot(3,1,3)
str = sprintf('Cartesian - Polar Solution by Bryan Peele');
plot(tA,zDiff(:,1),tA,zDiff(:,2));
legend('xCart-xPolar','yCart-yPolar');
title(str);
ylabel('Position');
xlabel('Time')
hold off;

%Animate the chosen method (or multiple methods
for i = 1:length(tA)
figure(2)
lineX = [0,zA(i,1)];
lineY = [0,zA(i,2)];
plot(0,0,'*',zA(i,1),zA(i,2),'bo',lineX,lineY,'-');
axis square;
axis([-10,10,-10,1]);

title('Spring Animation');
pause(0.01);
end

x =zA(:,1);
y =zA(:,2);
vx=zA(:,3);
vy=zA(:,4);

%Analytic Solution
L = sqrt((x).^2+(y).^2);
figure(3)
plot(tA,L);
title('Length v. Time');
xlabel('Time');

```



```
ylabel('Length');
```

```
shg
```

```
end
```

```
%%%%%%%%%%%%%%%%%%%%%%%%%%%%%%%%%%%%%%%%%%%%%%%%%%%%%%%%%%%%%%%%%%%%%%%%%
```

```
%%%%%%%%%%%%%%%%%%%%%%%%%%%%%%%%%%%%%%%%%%%%%%%%%%%%%%%%%%%%%%%%%%%%%%%%%
```

```
%Plot each set of results
```

```
function makePlot(zarray,tarray,plotTitle);
```

```
    plot(tarray,zarray(:,1),tarray,zarray(:,2));
```

```
    legend('x position','y position');
```

```
    title(plotTitle);
```

```
    ylabel('Position');
```

```
    xlabel('Time')
```

```
    hold off;
```

```
end
```

```
%%%%%%%%%%%%%%%%%%%%%%%%%%%%%%%%%%%%%%%%%%%%%%%%%%%%%%%%%%%%%%%%%%%%%%%%%
```

```
%%%%%%%%%%%%%%%%%%%%%%%%%%%%%%%%%%%%%%%%%%%%%%%%%%%%%%%%%%%%%%%%%%%%%%%%%
```

```
function [tarray zarray] = CartesianNUM(tspan, z0,p)
```

```
%Numerical solver
```

```
end
```

```
%Use ode45
```

```
options = odeset('RelTol',1e-6,'AbsTol',1e-6);
```

```
[tspan,zarray] = ode45(@cartesianODEs, tspan, z0,options,p);
```

```
tarray = tspan;
```

```
end
```

```
%%%%%%%%%%%%%%%%%%%%%%%%%%%%%%%%%%%%%%%%%%%%%%%%%%%%%%%%%%%%%%%%%%%%%%%%%
```

```
%%%%%%%%%%%%%%%%%%%%%%%%%%%%%%%%%%%%%%%%%%%%%%%%%%%%%%%%%%%%%%%%%%%%%%%%%
```

```
function zdot = cartesianODEs(t,z,p)
```

```
x = z(1);
```

```
y = z(2);
```

```
vx = z(3);
```

```
vy = z(4);
```

```
xdot = z(3:4);
```

```
M=[p.m    0 ;
```

```
    0 p.m ];
```

```
L = sqrt((x)^2+(y)^2);
```

```
J = [x/L y/L]';
```

```
A = [M J;J' 0];
```

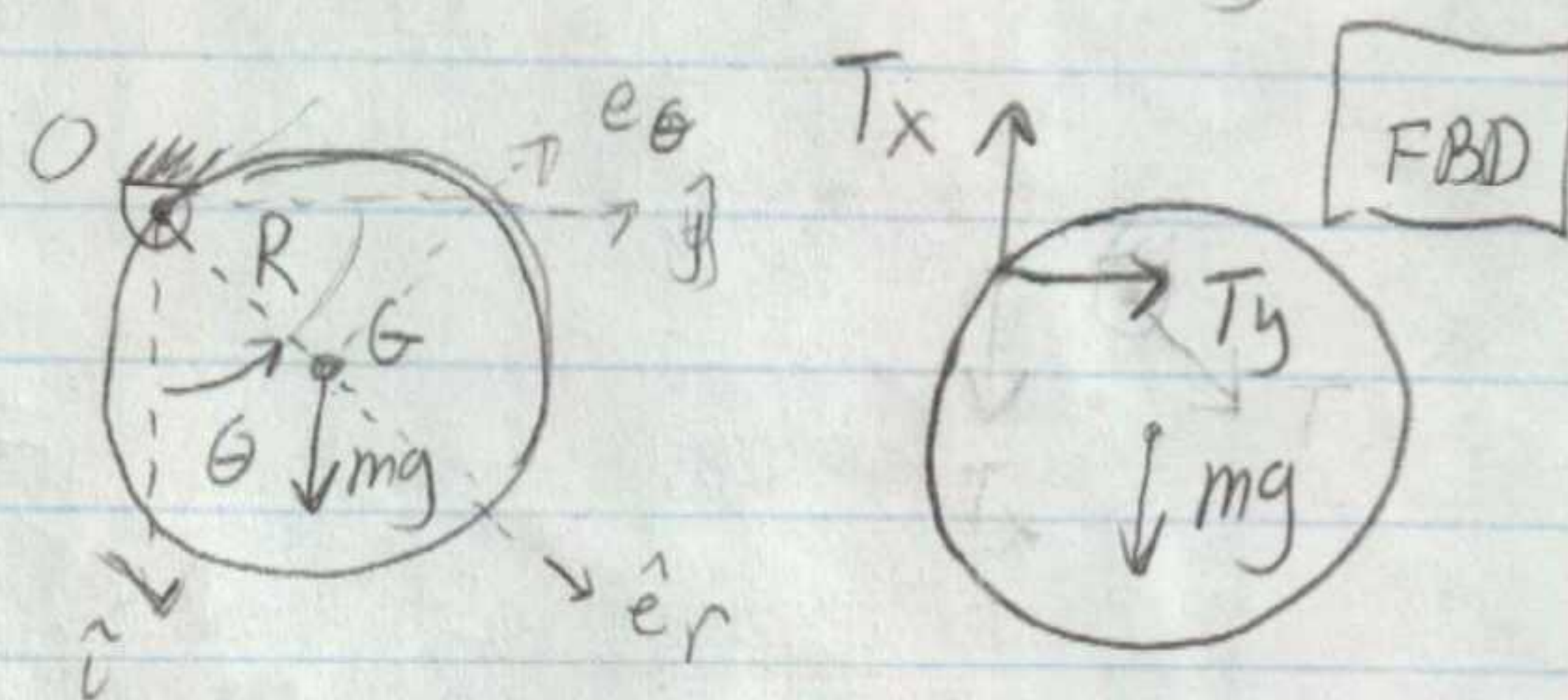
```
B = [ 0 p.m*p.g (-vx^2-vy^2)/L]';
```

```
C = A\B;
```


#6 | Problem: A hoop (mass m , radius R) swings from frictionless pivot on hoop at O . COM G swings between 90° and -90° with vertical line from O . (a) When G is 45° from vertical down. (b) prove the direction is $>$, $<$, or $= 45^\circ$ from vertical (c) Find force on hoop from hinge when G is directly below hinge.

References: None

SOLUTION:



(a) At 45° , $E_p + E_k = 0 \rightarrow -mgR \cos(45^\circ) = \frac{1}{2} m V_G^2 + \frac{1}{2} I_G \omega^2$

$\rightarrow I_G = mR^2, V_G = R\omega \rightarrow mgR \frac{\sqrt{2}}{2} = \frac{1}{2} m R^2 \omega^2 + \frac{1}{2} m R^2 \omega^2 = mR^2 \omega^2$

$\rightarrow \omega = \sqrt{\frac{\sqrt{2}g}{2R}}$

LMB: $\sum \vec{F} = m\vec{a} \rightarrow mg = T_x = m(R\ddot{\theta} \hat{e}_\theta - R\omega^2 \hat{e}_r) \cdot \hat{i}$

$\rightarrow mR\ddot{\theta}(-\sin\theta) - mR\omega^2 \cos\theta \rightarrow T_x = mg + mR\ddot{\theta} \sin\theta + mR\omega^2 \cos\theta$

$\rightarrow T_y = mR\ddot{\theta}(\hat{e}_\theta \cdot \hat{j}) - mR\omega^2(\hat{e}_r \cdot \hat{j}) = mR\ddot{\theta} \cos\theta - mR\omega^2 \sin\theta$

AMB: $\sum \vec{M}_{/O} = \dot{H}_{/O} \rightarrow \vec{r}_{G/O} \times mg\hat{i} = -mgR \sin\theta \hat{k} = \vec{r}_{G/O} \times m\vec{a}_G + I_G \ddot{\theta} \hat{k}$

$I_G = mR^2, \vec{a}_G = \ddot{\theta} \hat{k} \times \vec{r}_{G/O} - \omega^2 \vec{r}_{G/O}$

$\rightarrow -mgR \sin\theta \hat{k} = \vec{r}_{G/O} \times m(\ddot{\theta} \hat{k} \times \vec{r}_{G/O} - \omega^2 \vec{r}_{G/O}) + mR^2 \ddot{\theta} \hat{k} = mR^2 \ddot{\theta} \hat{k} + mR^2 \ddot{\theta} \hat{k}$

$\rightarrow \ddot{\theta} + \frac{g}{2R} \sin\theta = 0$

→ I could solve this eq. of motion numerically to get T_x, T_y → direction of T at $\theta = 45^\circ$. Instead, I will solve analytically and thereby complete proof for part (b) simultaneously.

$$\rightarrow \text{at } \theta = 45^\circ = \frac{\pi}{4} \rightarrow \ddot{\theta} = -\frac{g}{2R} \sin\left(\frac{\pi}{4}\right) = -\frac{\sqrt{2}g}{4R}$$

$$\rightarrow T_x = mg + mR \left(\frac{-\sqrt{2}g}{4R}\right) \sin\left(\frac{\pi}{4}\right) + mR \left(\frac{\sqrt{2}g}{2R}\right) \cos\left(\frac{\pi}{4}\right)$$

$$= m \left[g - \frac{g}{4} + \frac{g}{2} \right] = \frac{5}{4} mg$$

I solved ω earlier from energy balance

$$\rightarrow T_y = mR \left(\frac{-\sqrt{2}g}{4R}\right) \cos\left(\frac{\pi}{4}\right) - mR \left(\frac{\sqrt{2}g}{2R}\right) \sin\left(\frac{\pi}{4}\right)$$

$$= -\frac{mg}{4} - \frac{mg}{2} = -\frac{3}{4} mg$$

$$\rightarrow \phi_T = \tan^{-1}\left(\frac{T_y}{T_x}\right) = \tan^{-1}\left(-\frac{3}{5}\right) = -31^\circ \rightarrow \phi_T = 31^\circ \text{ to the left of vertical (straight up)}$$

(b) As proved in part (a), the direction is less than 45° to left of vertical up direction. This makes sense, because the pivot must exert a radial force on the hoop for centripetal acceleration (at 45°) as well as a vertical force to cancel gravity, thus bringing the total direction less than 45° .

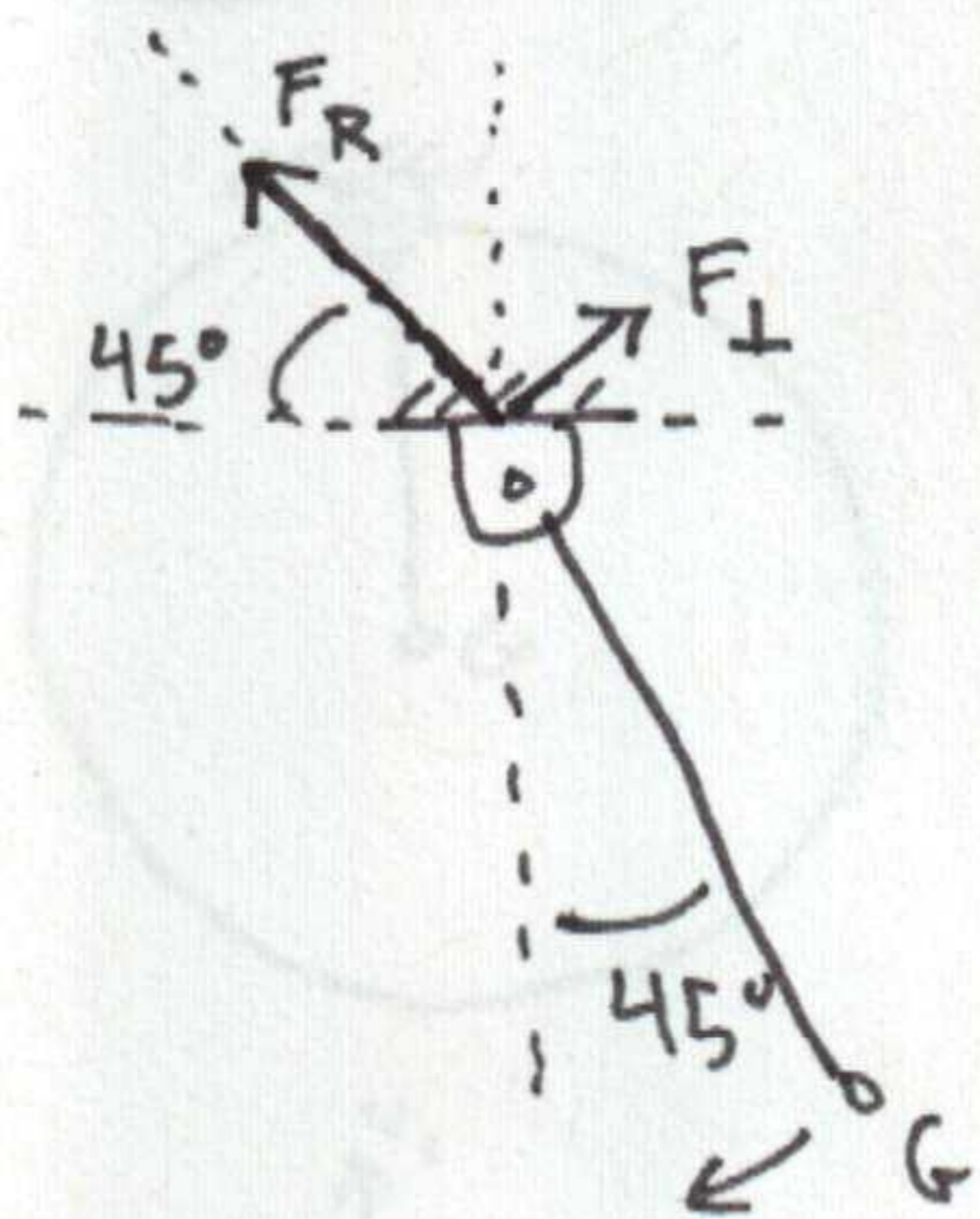
$$(c) \text{ At bottom, } \ddot{\theta} = 0 \rightarrow E_k = -E_p \rightarrow mR^2\omega^2 = mgR \rightarrow \omega^2 = \frac{g}{R}$$

$$\rightarrow \sum \vec{F} = m\vec{a} \rightarrow (mg - T_x)\hat{i} + T_y\hat{j} = m(-\omega^2\vec{r}_G) = -m\omega^2 R \hat{i}$$

$$\rightarrow T_x = mg + mR\omega^2 = mg + mR\left(\frac{g}{R}\right) = 2mg \rightarrow T_y = 0$$

→ So force on hoop is $T = 2mg$ vertically up

Problem #6



We can look at the hinge force as a radial (F_R) and perpendicular (F_{\perp}) force such that $F_h = F_R + F_{\perp}$

Intuitively, F_R will be positive in the direction shown. To determine whether F_h will be within 45° of vertical, we need to know the sign of F_{\perp}

To do so, we can perform an AMB about G

$$\sum \vec{M}_{/G} = \dot{\vec{H}}_{/G}$$

F_R provides no moment since it is aligned radial to G. Moreover, because the pendulum is ~~swinging~~ *accelerating* downwards, we

know that $\dot{\vec{H}}_{/G}$ must be directed in the $-\hat{k}$ direction. Therefore $\sum \vec{M}_{/G}$

must also be in the $-\hat{k}$ direction.

Using the right hand rule, this means

that F_{\perp} must be positive in the

direction picked above. Thus as long as

F_R and F_{\perp} are > 0 , F_h must be within (less than)

45° of vertical (regardless of the relative magnitudes of F_R and F_{\perp})

This is true even when swinging up.